CLM-24xxx Series Cabinets & Racks

For Server , Network & Telecommunication
Multi-Designed , Multi-Funcitonal Made by CLM

CLM-24XXX SERIES CABINET / RACK

Features:

- Specific Metal Constructure of the main frame made by CLM
- Doors and panels dismatled by part for saving the operating space .
- " D.I.Y. " flat-package can save transporting cost and warehouse space .
- The total loading weight can be up to 500 KGS
- The swing handle lock(patent) can prevent from damage
- The various choices of the door variants and roof variants can solve several solutions for different applications .
- The cable entries are made in roof and plinth and the brush strip on the plinth can prevnet the cable from scrash .
- Spcific bolts of door variants can be easily dimatled and provide the right or left opening ways .
- Depth Stays can be adjusted by each pitch pattern of 25mm according to various depth of instructures .
- Included in castors and leveling feet for standing .
- 19" EIA RS-310-D / ANSI /E,TSI,DN-19 ,RoHS compliant
- Black & Beige for color selections .

Applications:

- Data distribution
- Telecommunication System
- Security System
- Component Rack
- Network
- Appropriate load-capacity system for maximum configuration in line with system requirement
- Indoor environment
- Flat-package sales
- Changing locations

CLM-24xxx-xx Series Catagories :

- Summary -See E83~E84
- Specifications -See E85~E86
- CLM-24XXX Series Cabinet Construction Overviews -See E87~E88
- Type KI Cabinet for Server & Network -See E89~E94
- Type GT Cabinet for Network & Telecommunications -See E95~E100
- Multi-doors Cabinets -See E101~E111
- Component Parts (Roof Variants / Plinth / Door Variant / Side Panel / Depth Stays / Mounting Angle / Castor / Leveling Feet) -See E112~E131
- Optional Accessories for CLM-24XXX-XX -See E132~E135
- Optional Accessories (Cable Management / Rail Sections / Drawers / Shelves / Others) -See E136~E142
- The package -See E142
- Shipping Dimension Of Flat Package -See E143~E144
- CLM-24XXX-XX Series Operation -See E145~E150
- CLM-24xxx Ordering Forms -See E151~E152

1 Specific Metal Construction



Easily Dismatled :

Mounting block is used for stabiliser of main frame .

2 Roof Variants



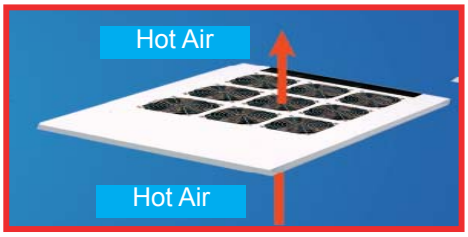



Various Designs for Ventilations System :

The design that vented roof panel and fan panel are put together is used to creat airflow. It can get better heat dissipating by taking out hot air through roof and taking in more cold air .

3 Advantage of Mounting Angle

Function of F-shaped :

Assembly some accessories on the rear of F-shaped Mounting Angles



4 Side Panel

Saving Space :

Easily dismatled and take it out .

5 Swing Handle Lock (Patent)



Standard Lock :

When you unlock it , the swing handle lock spring out . The swing handle offer better security and stable for operation.

6 Plinth



Plinth for block or empty :

The design with large footprint protect floor surfaces against damage and accommodate uneven floor surfaces .

7 Cable Entry



Brush Strip :

The panel with entry can protect the outlooking of cable scraped .It also can keep your hand from hurt and avoid dust .

8 Rail Sections



Installation of Rail :

F-shaped mounting angle can be fixed with others' rail .

9 Door Variants



Door Variants :

Various front door types can meet different applications .

Join Kits

CLM-24xxx Series Specifications

CLM-246xx Type KI

Dimensions

The Width of Cabinet

600 mm , 700 mm , 800 mm

The Depth of Cabinet

300mm , 350mm , 400mm , 450mm , 500mm , 550mm , 600mm , 650mm , 700mm , 750mm , 800mm , 850mm , 900mm , 950mm , 1000mm 1050mm , 1100mm , 1150mm , 1200mm

The Height of Installation

12U~48U (1U=44.45mm)

- **Finished :**

Power coating in color RAL7035 (Beige) or RAL9011(Black) as standard

- **Patent Number :**

TW	**M271065**
JP	**3118290**
GE	**20020050163511**
US	**11/266,282**

CLM-247xx/248xx KI

Flat Roof Panel

● Catagories of front door and frame (CLM-882420)

Tempered glass vented front door — E112
Supplied including : 1 x Key (CLM-68)
Front frame

● Catagories of rear door and frame (CLM-882409)

Air-flow and fan-vented rear door — E119
Rear frame
Supplied including : 1 x Key (CLM-68)
4 x F-shpaed mounting angles — E121
Supplied including : 8 x Washers of mounting angle (CLM-612590-00)
16 x Pileus self-tapping screws 12#24 (CLM-662056-10)
(25U~48U) 50 x Self-tapping washer screws M6 ISO (CLM-662009-12)
(25U~48U) 50 x Cage nuts M6 (CLM-882003-06)
4 x Leveling feet (12U~24U) (CLM-6620031-60) — E122
4 x Leveling feet (25U~48U) (CLM-882214-00) — E122
Supplied including : 8 x Self-tapping screw 12#24 (CLM-662056-10)
1 x Castors (12U~24U) (CLM-6620031-60)
4 x Castor — E121
Supplied including : 16 x Self-tapping screw 12#24 (CLM-662056-10)
1 x Castors (25U~48U) (CLM-662030-7538) — E122

● Catagories of roof and plinth (CLM-882236)

Fan-vented bevel roof paenl — E125
Supplied including : 4 x triangular fixities (CLM-612542-00)
12 x pelius self-tapping screws 12#24 (CLM-662056-10)
Bottom plate — E127
Supplied including : 3 x fixities (CLM-612546-00)
5 x pelius self-tapping screws 12#24 (CLM-662056-10)
4 x Crossbeams
Supplied including : 8 x hexagonal cage screws M6 (CLM-662025-45)
32 x flat self-tapping screws M4 (CLM-662125-10)
2 x pelius self-tapping screws 12#24 (CLM-662056-10)
1 x L-shpaed spanner (CLM-662100-06)

● Catagories of side panel (CLM-882212)

2 x Side Panel — E130
Supplied including : 4 x keys (CLM-68)

● Catagories of depth stays (CLM-882322)

2 x Depth Stays — E131
Supplied including : 16 x pelius self-tapping screws 12#24 (CLM-662056-10)

"D.I.Y." exporting flat-package for saving long distance transportation and warehouse cost

Server & Network

Type KI

Cold air can flow in through front door and hot air can flow out from roof panel with fans.

Optional :

- Up to 9 on roof panel
- more depth stays
- Strengthening bars

It's can load over 750KIs .

Telecommunication

Type GT

The front door and flat roof panel is used for security of the cabinet.The empty plinth is good for integrating a lot of cables.

Assessories :

- Glass temperated front door
- Up to 9 on roof panel
- No bottom panel
- With 4 leveling feet

Type CH

R-shaped Mesh Door

Type DR

Ventillation Design

Type KJ

Side by Side Tempered Glass Door

Type KK

Side by Side Mesh Door

Type KP

Multi-door Design



CLM-24XXX Series Construction Overviews

CLM-24XXX Component Parts

4.Front Door Variants

2.Roof Panel Variants

5.Rear Door Variants

4-3 4-4 4-1 4-5 4-2 4-6

2-2 2-4 2-1 2-3

1.Main construction

6. Side Panel

5-6 5-3 5-1 5-4 5-2 5-5

3.Plinth Variants

3-1 3-2

3-3(12U~24U) 3-3(25U~48U)

4.Front Door Variants

5.Rear Door Variants

Optional Accessories for CLM-24XXX











Component Parts

1.Main Frame 1-1 CLM-882258 Front Frame
1-2 CLM-882266 Rear Frame(Cycle Lock)
1-3 CLM-882205 Crossbeam
1-4 Depth Stays.....E130~131
1-5 CLM-612553 F-shaped Mounting Angles..E121
2.CLM-882216 Flat Bevel Roof Panel..... E123
CLM-882217 2.4mm Flat Roof Paenl..... E124
CLM-882218 Vented Bevel Roof Panel..... E124
CLM-882230 Fan-vented Bevel Roof Paenl..... E125
CLM-612542 Triangular Fixity..... E123.
Plinth 3-1 CLM-882213 Bottom Plate.....E127
3-2 CLM-882234 L-shaped stay.....E127
3-3 Castors & Leveling Feet.....E121~123
4.CLM-882259 Tempered Glass Front Door..... E112
CLM-882260 Vented Tempered Glass Front Door.....E112
CLM-882206 R-shaped Mesh Front Door.....E113
CLM-882278 Mesh Front Door..... E113
CLM-882335 Hexagular Vented Front Door..... E114
CLM-882422 Vented Tempered Glass Front Door.....E114
CLM-882459 Specific Vented Glass Front Door..... E116
5.CLM-882269 Flat Rear Door.....E117
CLM-882267 Fan-vented Rear Door.....E117
CLM-882276 Mesh Rear Door..... E118
CLM-882334 Hexagular Vented Rear Door..... E119
CLM-882268 Air-flow & Fan-vented Rear Door..... E118
CLM-882407 Air-flow & Fan-vented Rear Door..... E119
6.CLM-882212 Side Panel.....E129~130

Optional Accessories for CLM-24XXX

1. CLM-882219 Fan Panel.....E132
2. CLM-612643 U-shaped Bar.....E128
3. CLM-612537 Crossbeam.....E128
4. CLM-882367 100mm Vented Panel Around Plinth.....E133
5. CLM-882368 200mm Vented Panel Around Plinth.....E133
6~10 see below.....E134~135

Optional Accessories

1. CLM-882033 Overlapped component shelf..... K1
2. CLM-882026 adjustable Component shelf..... K1
3. CLM-882060 Vented adjustable component shelf..... K1
4. CLM-882104 1U Fixed vented component shelf K2
5. CLM-882105 Twin-arm vented component shelf..... K2
6. CLM-882025 Telescopic Slide rails Component shelf..... K2
7. CLM-882030 Drawer 1U,2U,3U..... K2-K3
8. CLM-882103 Support angles component shelf..... E64
9. CLM-612027 blanking panels (Metal)..... K20
CLM-612001 blanking panels (AL) K20
10. CLM-312002-17/30 Earth straps..... K29
11. CLM-512007 Cable wiring duct..... K23
12. CLM-612199 Cable shunting rings Metal..... K21
13. CLM-882051 2 Section server rail K9-K19
CLM-882052 2 Section server rail K9-K19
CLM-882053 3 Section server rail K9-K19
CLM-882054 3 Sections server rail..... K9-K19
14. CLM-612030 Cable clamp rails..... K22
15. CLM-958 14"/15" monitor enclosure..... K3
CLM-950 17" monitor enclosure..... K3
16. CLM-882061 Power socket strip with mounting strip K32
17. CLM-612274 Various Patch panels..... K24-K29
18. CLM-882066 Cable entry with brush strips K21-K22
19. CLM-911/2 keyboard drawer & track ball with Telescopic slide rails K4
20. CLM-662030 Castor. K33
21. CLM-882003 Cage Nuts K35-K42
22. CLM-662009 Shelf-tapping washers screws..... K35-K42
23. CLM-882199 Cable management set K21
24. CLM-882129 Component shelf..... E64
25. CLM-882089 Cable shunting ring strip..... K21
26. CLM-882138-xx Cooling fan rings..... K43
27. CLM-882142 Cabling management strip..... K22
28. CLM-882170-00 1U rack-mounted 3 fans..... E65
CLM-882171-xx 1U rack-mounted 6 fans E65
CLM-882172-xx 1U rack-mounted 9 fans E65
29. CLM-882214 Levelling foot..... K45
30. CLM-612666 Joint kit.....

CLM-246xx-xxKI Series Overviews

19" server cabinet for Network & communication solution

246115-39KI □

CLM-24XXX

Width=600mm

Depth=1150mm

H=39U

Model No.

246xxx-xxKI

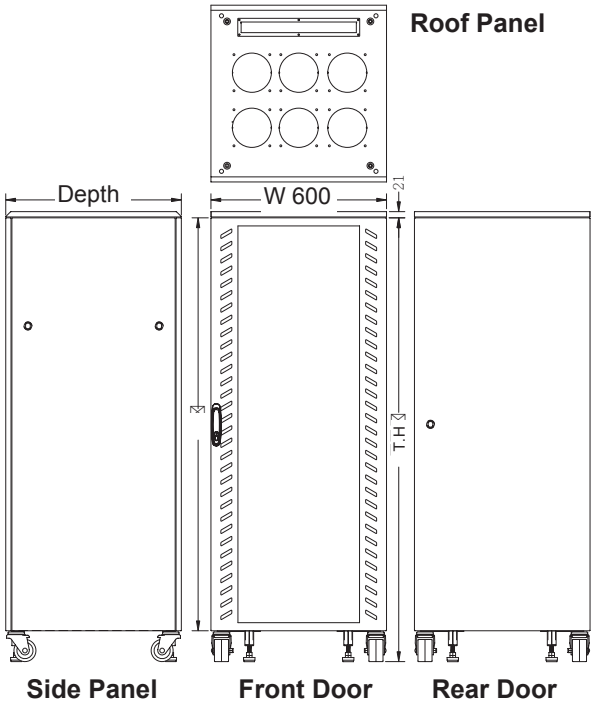

U	SU	Height (mm)	T.H. (mm)	Depth / Model No.	300mm	350mm	400mm	450mm	500mm	550mm	600mm	650mm
12	21	600	700	W=600mm	24630-12KI	24635-12KI	24640-12KI	24645-12KI	24650-12KI	24655-12KI	24660-12KI	24665-12KI
14	25	700	800	W=600mm	24630-14KI	24635-14KI	24640-14KI	24645-14KI	24650-14KI	24655-14KI	24660-14KI	24665-14KI
16	29	800	900	W=600mm	24630-16KI	24635-16KI	24640-16KI	24645-16KI	24650-16KI	24655-16KI	24660-16KI	24665-16KI
18	33	900	1000	W=600mm	24630-18KI	24635-18KI	24640-18KI	24645-18KI	24650-18KI	24655-18KI	24660-18KI	24665-18KI
21	37	1000	1100	W=600mm	24630-21KI	24635-21KI	24640-21KI	24645-21KI	24650-21KI	24655-21KI	24660-21KI	24665-21KI
23	41	1100	1200	W=600mm	24630-23KI	24635-23KI	24640-23KI	24645-23KI	24650-23KI	24655-23KI	24660-23KI	24665-23KI
25	45	1200	1300	W=600mm	24630-25KI	24635-25KI	24640-25KI	24645-25KI	24650-25KI	24655-25KI	24660-25KI	24665-25KI
27	49	1300	1400	W=600mm	24630-27KI	24635-27KI	24640-27KI	24645-27KI	24650-27KI	24655-27KI	24660-27KI	24665-27KI
30	53	1400	1500	W=600mm	24630-30KI	24635-30KI	24640-30KI	24645-30KI	24650-30KI	24655-30KI	24660-30KI	24665-30KI
32	57	1500	1600	W=600mm	24630-32KI	24635-32KI	24640-32KI	24645-32KI	24650-32KI	24655-32KI	24660-32KI	24665-32KI
34	61	1600	1700	W=600mm	24630-34KI	24635-34KI	24640-34KI	24645-34KI	24650-34KI	24655-34KI	24660-34KI	24665-34KI
36	65	1700	1800	W=600mm	24630-36KI	24635-36KI	24640-36KI	24645-36KI	24650-36KI	24655-36KI	24660-36KI	24665-36KI
39	69	1800	1900	W=600mm	24630-39KI	24635-39KI	24640-39KI	24645-39KI	24650-39KI	24655-39KI	24660-39KI	24665-39KI
41	73	1900	2000	W=600mm	24630-41KI	24635-41KI	24640-41KI	24645-41KI	24650-41KI	24655-41KI	24660-41KI	24665-41KI
43	77	2000	2100	W=600mm	24630-43KI	24635-43KI	24640-43KI	24645-43KI	24650-43KI	24655-43KI	24660-43KI	24665-43KI
45	81	2100	2200	W=600mm	24630-45KI	24635-45KI	24640-45KI	24645-45KI	24650-45KI	24655-45KI	24660-45KI	24665-45KI
48	85	2200	2300	W=600mm	24630-48KI	24635-48KI	24640-48KI	24645-48KI	24650-48KI	24655-48KI	24660-48KI	24665-48KI

The green color is the meaning for it's Width.
The red color is the meaning for it's Depth.
The light blue color is the meaning for it's Height.

Color choose : Fill number 5, 1 in the □
5 - RAL7035 Beige
1 - RAL9011 Black

Component Parts	Num	Model No.	12U to 24U	25U to 48U	P.G.
Roof Panel	1	882230-6xx	●	●	E125
Bottom Plate & 2 crossbeams	1	882213-6xx	●	●	E127
Crossbeam	2	882205-xx	●	●	
Fixers of Roof Panel	4	612542-00	●	●	E124
Dividing Piece	3	612546-00	●	●	E128
Vented Glass Temperated Front Door & Front Frame	1	882397-6xx		●	E112
Rear Door & Rear Frame	1	882409-6xx		●	E119
Front and Rear Door & Front and Rear Frame	1	882410-6xx	●		
Side Panel	2	882212-xxxx	●	●	E129
F-shaped Mounting Angle	4	612553-24xx	●	●	E121
Washer of F-shpaed	8	612590-00	●	●	
Light-Duty Swing Castor	2	662132-00	●		E121
Heavy-Duty Swing Castor	2	882373-00		●	E122
Leveling Feet	4	882349-00	●		E122
T-shaped Leveling Feet	4	882214-00		●	E122
Others					
Depth Stay	E116	882322-6xx19			E130
Hexagon CAP M6	8	662025-45			
Self-tapping pileus screw M5	8	662055-10			
Self-tapping screw 12#24		662056-10			
Self-tapping screw M4	32	662125-10			
Self-tapping M6 ISO	50	662009-12			
Cage Nut mm	50	882003-06			
Hexagon spanner	1	662100-06			
Key	6	CLM-68			

if cabinet is deeper than 900 mm and lower than 34U,CLM add U-shaped to roof frame and strenghten stay to plinth .

Optional Accessories :

1. Brush Strip (CLM-882386-3980)
   for roof & bottom panel **E132**
2. Fan Kit (CLM-612020-00)
   for roof panel & rear door **E132**



U	700mm	750mm	800mm	850mm	900mm	950mm	1000mm	1050mm	1100mm	1150mm	1200mm
12	24670-12KI	24675-12KI	●24680-12KI	24685-12KI	●24690-12KI	24695-12KI	246100-12KI	246105-12KI	246110-12KI	246115-12KI	246120-12KI
14	24670-14KI	24675-14KI	24680-14KI	24685-14KI	24690-14KI	24695-14KI	246100-14KI	246105-14KI	246110-14KI	246115-14KI	246120-14KI
16	24670-16KI	24675-16KI	24680-16KI	24685-16KI	24690-16KI	24695-16KI	246100-16KI	246105-16KI	246110-16KI	246115-16KI	246120-16KI
18	24670-18KI	24675-18KI	24680-18KI	24685-18KI	24690-18KI	24695-18KI	246100-18KI	246105-18KI	246110-18KI	246115-18KI	246120-18KI
21	24670-21KI	24675-21KI	24680-21KI	24685-21KI	24690-21KI	24695-21KI	246100-21KI	246105-21KI	246110-21KI	246115-21KI	246120-21KI
23	24670-23KI	24675-23KI	24680-23KI	24685-23KI	24690-23KI	24695-23KI	246100-23KI	246105-23KI	246110-23KI	246115-23KI	246120-23KI
25	24670-25KI	24675-25KI	●24680-25KI	24685-25KI	●24690-25KI	24695-25KI	246100-25KI	246105-25KI	246110-25KI	246115-25KI	246120-25KI
27	24670-27KI	24675-27KI	24680-27KI	24685-27KI	24690-27KI	24695-27KI	246100-27KI	246105-27KI	246110-27KI	246115-27KI	246120-27KI
30	24670-30KI	24675-30KI	24680-30KI	24685-30KI	24690-30KI	24695-30KI	246100-30KI	246105-30KI	246110-30KI	246115-30KI	246120-30KI
32	24670-32KI	24675-32KI	24680-32KI	24685-32KI	24690-32KI	24695-32KI	246100-32KI	246105-32KI	246110-32KI	246115-32KI	246120-32KI
34	24670-34KI	24675-34KI	24680-34KI	24685-34KI	24690-34KI	24695-34KI	246100-34KI	246105-34KI	246110-34KI	246115-34KI	246120-34KI
36	24670-36KI	24675-36KI	24680-36KI	24685-36KI	24690-36KI	24695-36KI	246100-36KI	246105-36KI	246110-36KI	246115-36KI	246120-36KI
39	24670-39KI	24675-39KI	●24680-39KI	24685-39KI	●24690-39KI	24695-39KI	246100-39KI	246105-39KI	246110-39KI	246115-39KI	246120-39KI
41	24670-41KI	24675-41KI	24680-41KI	24685-41KI	24690-41KI	24695-41KI	246100-41KI	246105-41KI	246110-41KI	246115-41KI	246120-41KI
43	24670-43KI	24675-43KI	●24680-43KI	24685-43KI	●24690-43KI	24695-43KI	●246100-43KI	246105-43KI	●246110-43KI	246115-43KI	246120-43KI
45	24670-45KI	24675-45KI	24680-45KI	24685-45KI	24690-45KI	24695-45KI	246100-45KI	246105-45KI	246110-45KI	246115-45KI	246120-46KI
48	24670-48KI	24675-48KI	24680-48KI	24685-48KI	24690-48KI	24695-48KI	246100-48KI	246105-48KI	246110-48KI	246115-48KI	246120-48KI

CLM-247xx-xxKI Series Overviews

19"/ 21"/ 23" server cabinet for Network & communication solution

247115-39KI □

CLM-24XXX

Width=700mm

Depth=1150mm

H=39U

Model No.

247xxx-xxKI

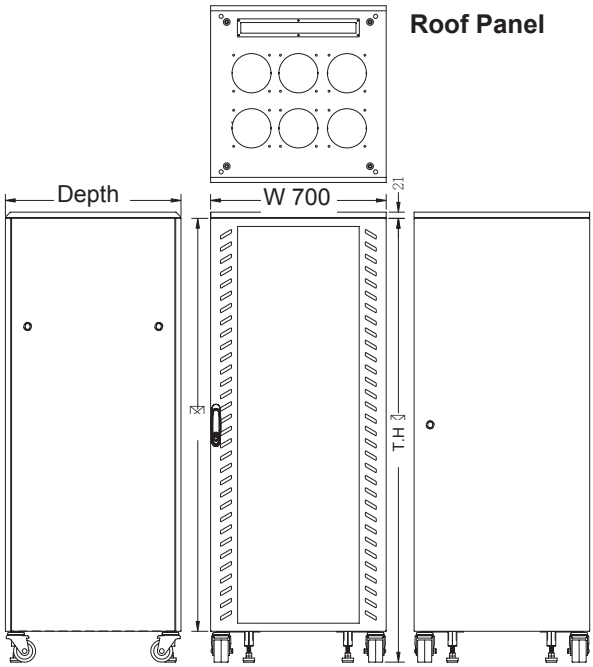

U	SU	Height (mm)	T.H. (mm)	Depth / Model No.	300mm	350mm	400mm	450mm	500mm	550mm	600mm	650mm
12	21	600	700	W=700mm	24730-12KI	24735-12KI	24740-12KI	24745-12KI	24750-12KI	24755-12KI	24760-12KI	24765-12KI
14	25	700	800	W=700mm	24730-14KI	24735-14KI	24740-14KI	24745-14KI	24750-14KI	24755-14KI	24760-14KI	24765-14KI
16	29	800	900	W=700mm	24730-16KI	24735-16KI	24740-16KI	24745-16KI	24750-16KI	24755-16KI	24760-16KI	24765-16KI
18	33	900	1000	W=700mm	24730-18KI	24735-18KI	24740-18KI	24745-18KI	24750-18KI	24755-18KI	24760-18KI	24765-18KI
21	37	1000	1100	W=700mm	24730-21KI	24735-21KI	24740-21KI	24745-21KI	24750-21KI	24755-21KI	24760-21KI	24765-21KI
23	41	1100	1200	W=700mm	24730-23KI	24735-23KI	24740-23KI	24745-23KI	24750-23KI	24755-23KI	24760-23KI	24765-23KI
25	45	1200	1300	W=700mm	24730-25KI	24735-25KI	24740-25KI	24745-25KI	24750-25KI	24755-25KI	24760-25KI	24765-25KI
27	49	1300	1400	W=700mm	24730-27KI	24735-27KI	24740-27KI	24745-27KI	24750-27KI	24755-27KI	24760-27KI	24765-27KI
30	53	1400	1500	W=700mm	24730-30KI	24735-30KI	24740-30KI	24745-30KI	24750-30KI	24755-30KI	24760-30KI	24765-30KI
32	57	1500	1600	W=700mm	24730-32KI	24735-32KI	24740-32KI	24745-32KI	24750-32KI	24755-32KI	24760-32KI	24765-32KI
34	61	1600	1700	W=700mm	24730-34KI	24735-34KI	24740-34KI	24745-34KI	24750-34KI	24755-34KI	24760-34KI	24765-34KI
36	65	1700	1800	W=700mm	24730-36KI	24735-36KI	24740-36KI	24745-36KI	24750-36KI	24755-36KI	24760-36KI	24765-36KI
39	69	1800	1900	W=700mm	24730-39KI	24735-39KI	24740-39KI	24745-39KI	24750-39KI	24755-39KI	24760-39KI	24765-39KI
41	73	1900	2000	W=700mm	24730-41KI	24735-41KI	24740-41KI	24745-41KI	24750-41KI	24755-41KI	24760-41KI	24765-41KI
43	77	2000	2100	W=700mm	24730-43KI	24735-43KI	24740-43KI	24745-43KI	24750-43KI	24755-43KI	24760-43KI	24765-43KI
45	81	2100	2200	W=700mm	24730-45KI	24735-45KI	24740-45KI	24745-45KI	24750-45KI	24755-45KI	24760-45KI	24765-45KI
48	85	2200	2300	W=700mm	24730-48KI	24735-48KI	24740-48KI	24745-48KI	24750-48KI	24755-48KI	24760-48KI	24765-48KI

The green color is the meaning for it's Width.
The red color is the meaning for it's Depth.
The light blue color is the meaning for it's Height.

Color choose : Fill number 5, 1 in the □
5 - RAL7035 Beige
1 - RAL9011 Black

Component Parts	Num	Model No.	12U to 24U	25U to 48U	P.G.
Roof Panel	1	882230-7xx	●	●	E125
Bottom Plate & 2 crossbeams	1	882213-7xx	●	●	E126
Crossbeam	2	882205-xx	●	●	
Fixers of Roof Panel	4	612542-00	●	●	E123
Dividing Piece	3	612546-00	●	●	E128
Vented Glass Temperated Front Door & Front Frame	1	882397-7xx		●	E112
Rear Door & Rear Frame	1	882409-7xx		●	E119
Front and Rear Door & Front and Rear Frame	1	882410-7xx	●		
Side Panel	2	882212-xxxx	●	●	E129
F-shaped Mounting Angle	4	612553-24xx	●	●	E121
Washer of F-shpaed	8	612590-00	●	●	
Light-Duty Swing Castor	2	662132-00	●		E121
Heavy-Duty Swing Castor	2	882373-00		●	E122
Leveling Feet	4	882349-00	●		E122
T-shaped Leveling Feet	4	882214-00		●	E122
Others					
Depth Stay	E116	882322-8xx23			E130
Hexagon CAP M6	8	662025-45			
Self-tapping pileus screw M5	8	662055-10			
Self-tapping screw 12#24		662056-10			
Self-tapping screw M4	32	662125-10			
Self-tapping M6 ISO	50	662009-12			
Cage Nut mm	50	882003-06			
Hexagon spanner	1	662100-06			
Key	6	CLM-68			

if cabinet is deeper than 900 mm and lower than 34U,CLM add U-shaped to roof frame and strenghten stay to plinth .



Optional Accessories :

1. Brush Strip (CLM-882386-3980)
   for roof & bottom panel **E132**
2. Fan Kit (CLM-612020-00)
   for roof panel & rear door **E132**



U	700mm	750mm	800mm	850mm	900mm	950mm	1000mm	1050mm	1100mm	1150mm	1200mm
12	24770-12KI	24775-12KI	24780-12KI	24785-12KI	24790-12KI	24795-12KI	247100-12KI	247105-12KI	247110-12KI	247115-12KI	247120-12KI
14	24770-14KI	24775-14KI	24780-14KI	24785-14KI	24790-14KI	24795-14KI	247100-14KI	247105-14KI	247110-14KI	247115-14KI	247120-14KI
16	24770-16KI	24775-16KI	24780-16KI	24785-16KI	24790-16KI	24795-16KI	247100-16KI	247105-16KI	247110-16KI	247115-16KI	247120-16KI
18	24770-18KI	24775-18KI	24780-18KI	24785-18KI	24790-18KI	24795-18KI	247100-18KI	247105-18KI	247110-18KI	247115-18KI	247120-18KI
21	24770-21KI	24775-21KI	24780-21KI	24785-21KI	24790-21KI	24795-21KI	247100-21KI	247105-21KI	247110-21KI	247115-21KI	247120-21KI
23	24770-23KI	24775-23KI	24780-23KI	24785-23KI	24790-23KI	24795-23KI	247100-23KI	247105-23KI	247110-23KI	247115-23KI	247120-23KI
25	24770-25KI	24775-25KI	24780-25KI	24785-25KI	24790-25KI	24795-25KI	247100-25KI	247105-25KI	247110-25KI	247115-25KI	247120-25KI
27	24770-27KI	24775-27KI	24780-27KI	24785-27KI	24790-27KI	24795-27KI	247100-27KI	247105-27KI	247110-27KI	247115-27KI	247120-27KI
30	24770-30KI	24775-30KI	24780-30KI	24785-30KI	24790-30KI	24795-30KI	247100-30KI	247105-30KI	247110-30KI	247115-30KI	247120-30KI
32	24770-32KI	24775-32KI	24780-32KI	24785-32KI	24790-32KI	24795-32KI	247100-32KI	247105-32KI	247110-32KI	247115-32KI	247120-32KI
34	24770-34KI	24775-34KI	24780-34KI	24785-34KI	24790-34KI	24795-34KI	247100-34KI	247105-34KI	247110-34KI	247115-34KI	247120-34KI
36	24770-36KI	24775-36KI	24780-36KI	24785-36KI	24790-36KI	24795-36KI	247100-36KI	247105-36KI	247110-36KI	247115-36KI	247120-36KI
39	24770-39KI	24775-39KI	24780-39KI	24785-39KI	24790-39KI	24795-39KI	247100-39KI	247105-39KI	247110-39KI	247115-39KI	247120-39KI
41	24770-41KI	24775-41KI	●24780-41KI	24785-41KI	●24790-41KI	24795-41KI	247100-41KI	247105-41KI	247110-41KI	247115-41KI	247120-41KI
43	24770-43KI	24775-43KI	24780-43KI	24785-43KI	24790-43KI	24795-43KI	247100-43KI	247105-43KI	247110-43KI	247115-43KI	247120-43KI
45	24770-45KI	24775-45KI	24780-45KI	24785-45KI	24790-45KI	24795-45KI	247100-45KI	247105-45KI	247110-45KI	247115-45KI	247120-45KI
48	24770-48KI	24775-48KI	24780-48KI	24785-48KI	24790-48KI	24795-48KI	247100-48KI	247105-48KI	247110-48KI	247115-48KI	247120-48KI

CLM-248xx-xxKI Series Overviews

19" / 21" /23" /24" server cabinet for Network & communication solution

248115-39KI □

CLM-24XXX

Width=800mm

Depth=1150mm

H=39U

Model No.

248xxx-xxKI

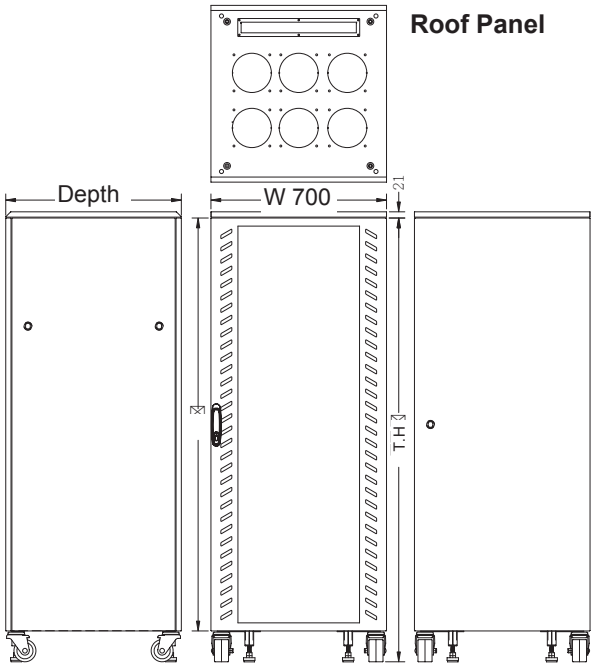

U	SU	Height (mm)	T.H. (mm)	Depth / Model No.	300mm	350mm	400mm	450mm	500mm	550mm	600mm	650mm
21	37	1000	1100	W=800mm	24830-21KI	24835-21KI	24840-21KI	24845-21KI	24850-21KI	24855-21KI	24860-21KI	24865-21KI
23	41	1100	1200	W=800mm	24830-23KI	24835-23KI	24840-23KI	24845-23KI	24850-23KI	24855-23KI	24860-23KI	24865-23KI
25	45	1200	1300	W=800mm	24830-25KI	24835-25KI	24840-25KI	24845-25KI	24850-25KI	24855-25KI	24860-25KI	24865-25KI
27	49	1300	1400	W=800mm	24830-27KI	24835-27KI	24840-27KI	24845-27KI	24850-27KI	24855-27KI	24860-27KI	24865-27KI
30	53	1400	1500	W=800mm	24830-30KI	24835-30KI	24840-30KI	24845-30KI	24850-30KI	24855-30KI	24860-30KI	24865-30KI
32	57	1500	1600	W=800mm	24830-32KI	24835-32KI	24840-32KI	24845-32KI	24850-32KI	24855-32KI	24860-32KI	24865-32KI
34	61	1600	1700	W=800mm	24830-34KI	24835-34KI	24840-34KI	24845-34KI	24850-34KI	24855-34KI	24860-34KI	24865-34KI
36	65	1700	1800	W=800mm	24830-36KI	24835-36KI	24840-36KI	24845-36KI	24850-36KI	24855-36KI	24860-36KI	24865-36KI
39	69	1800	1900	W=800mm	24830-39KI	24835-39KI	24840-39KI	24845-39KI	24850-39KI	24855-39KI	24860-39KI	24865-39KI
41	73	1900	2000	W=800mm	24830-41KI	24835-41KI	24840-41KI	24845-41KI	24850-41KI	24855-41KI	24860-41KI	24865-41KI
43	77	2000	2100	W=800mm	24830-43KI	24835-43KI	24840-43KI	24845-43KI	24850-43KI	24855-43KI	24860-43KI	24865-43KI
45	81	2100	2200	W=800mm	24830-45KI	24835-45KI	24840-45KI	24845-45KI	24850-45KI	24855-45KI	24860-45KI	24865-45KI
48	85	2200	2300	W=800mm	24830-48KI	24835-48KI	24840-48KI	24845-48KI	24850-48KI	24855-48KI	24860-48KI	24865-48KI

The green color is the meaning for it's Width.
The red color is the meaning for it's Depth.
The light blue color is the meaning for it's Height.

Color choose : Fill number 5, 1 in the □
5 - RAL7035 Beige
1 - RAL9011 Black

The cabinet , under 21U , is made by your order .

Component Parts	Num	Model No.	12U to 24U	25U to 48U	P.G.
Roof Panel	1	882230-8xx	●	●	E125
Bottom Plate & 2 crossbeams	1	882213-8xx	●	●	E127
Crossbeam	2	882205-xx	●	●	
Fixers of Roof Panel	4	612542-00	●	●	E124
Dividing Piece	3	612546-00	●	●	E128
Vented Glass Temperated Front Door & Front Frame	1	882397-8xx		●	E112
Rear Door & Rear Frame	1	882409-8xx		●	E119
Front and Rear Door & Front and Rear Frame	1	882410-8xx	●		
Side Panel	2	882212-xxxx	●	●	E129
F-shaped Mounting Angle	4	612553-24xx	●	●	E121
Washer of F-shpaed	8	612590-00	●	●	
Light-Duty Swing Castor	2	662132-00	●		E121
Heavy-Duty Swing Castor	2	882373-00		●	E122
Leveling Feet	4	882349-00	●		E122
T-shaped Leveling Feet	4	882214-00		●	E122
Others					
Depth Stay	E116	882322-8xx19			E130
Hexagon CAP M6	8	662025-45			
Self-tapping pileus screw M5	8	662055-10			
Self-tapping screw 12#24		662056-10			
Self-tapping screw M4	32	662125-10			
Self-tapping M6 ISO	50	662009-12			
Cage Nut mm	50	882003-06			
Hexagon spanner	1	662100-06			
Key	6	CLM-68			

if cabinet is deeper than 900 mm and lower than 34U,CLM add U-shaped to roof frame and strenghten stay to plinth .

Optional Accessories :

1. Brush Strip (CLM-882386-3980)
   for roof & bottom panel **E132**
2. Fan Kit (CLM-612020-00)
   for roof panel & rear door **E132**

U	700mm	750mm	800mm	850mm	900mm	950mm	1000mm	1050mm	1100mm	1150mm	1200mm
21	24870-21KI	24875-21KI	24880-21KI	24885-21KI	24890-21KI	24895-21KI	248100-21KI	248105-21KI	248110-21KI	248115-21KI	248120-21KI
23	24870-23KI	24875-23KI	24880-23KI	24885-23KI	24890-23KI	24895-23KI	248100-23KI	248105-23KI	248110-23KI	248115-23KI	248120-23KI
25	24870-25KI	24875-25KI	24880-25KI	24885-25KI	24890-25KI	24895-25KI	248100-25KI	248105-25KI	248110-25KI	248115-25KI	248120-25KI
27	24870-27KI	24875-27KI	24880-27KI	24885-27KI	24890-27KI	24895-27KI	248100-27KI	248105-27KI	248110-27KI	248115-27KI	248120-27KI
30	24870-30KI	24875-30KI	24880-30KI	24885-30KI	24890-30KI	24895-30KI	248100-30KI	248105-30KI	248110-30KI	248115-30KI	248120-30KI
32	24870-32KI	24875-32KI	24880-32KI	24885-32KI	24890-32KI	24895-32KI	248100-32KI	248105-32KI	248110-32KI	248115-32KI	248120-32KI
34	24870-34KI	24875-34KI	24880-34KI	24885-34KI	24890-34KI	24895-34KI	248100-34KI	248105-34KI	248110-34KI	248115-34KI	248120-34KI
36	24870-36KI	24875-36KI	24880-36KI	24885-36KI	24890-36KI	24895-36KI	248100-36KI	248105-36KI	248110-36KI	248115-36KI	248120-36KI
39	24870-39KI	24875-39KI	24880-39KI	24885-39KI	24890-39KI	24895-39KI	248100-39KI	248105-39KI	248110-39KI	248115-39KI	248120-39KI
41	24870-41KI	24875-41KI	●24880-41KI	24885-41KI	24890-41KI	24895-41KI	248100-41KI	248105-41KI	248110-41KI	248115-41KI	248120-41KI
43	24870-43KI	24875-43KI	24880-43KI	24885-43KI	24890-43KI	24895-43KI	248100-43KI	248105-43KI	248110-43KI	248115-43KI	248120-43KI
45	24870-45KI	24875-45KI	24880-45KI	24885-45KI	24890-45KI	24895-45KI	248100-45KI	248105-45KI	248110-45KI	248115-45KI	248120-45KI
48	24870-48KI	24875-48KI	24880-48KI	24885-48KI	24890-48KI	24895-48KI	248100-48KI	248105-48KI	248110-48KI	248115-48KI	248120-48KI

CLM-246xx-xxGT Series Overviews

19" server cabinet for Network & communication solution

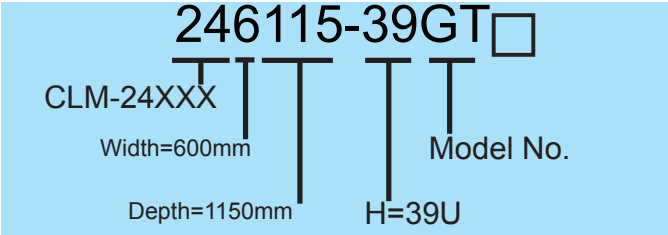

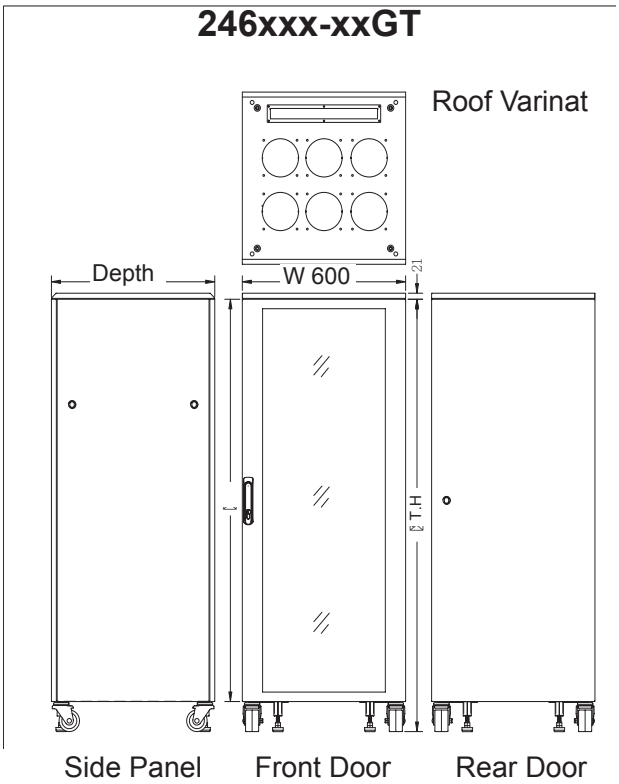

U	SU	Height (mm)	T.H. (mm)	Depth / Model No.	300mm	350mm	400mm	450mm	500mm	550mm	600mm	650mm
12	21	600	700	W=600mm	24630-12GT	24635-12GT	24640-12GT	24645-12GT	24650-12GT	24655-12GT	24660-12GT	24665-12GT
14	25	700	800	W=600mm	24630-14GT	24635-14GT	24640-14GT	24645-14GT	24650-14GT	24655-14GT	24660-14GT	24665-14GT
16	29	800	900	W=600mm	24630-16GT	24635-16GT	24640-16GT	24645-16GT	24650-16GT	24655-16GT	24660-16GT	24665-16GT
18	33	900	1000	W=600mm	24630-18GT	24635-18GT	24640-18GT	24645-18GT	24650-18GT	24655-18GT	24660-18GT	24665-18GT
21	37	1000	1100	W=600mm	24630-21GT	24635-21GT	24640-21GT	24645-21GT	24650-21GT	24655-21GT	24660-21GT	24665-21GT
23	41	1100	1200	W=600mm	24630-23GT	24635-23GT	24640-23GT	24645-23GT	24650-23GT	24655-23GT	24660-23GT	24665-23GT
25	45	1200	1300	W=600mm	24630-25GT	24635-25GT	24640-25GT	24645-25GT	24650-25GT	24655-25GT	24660-25GT	24665-25GT
27	49	1300	1400	W=600mm	24630-27GT	24635-27GT	24640-27GT	24645-27GT	24650-27GT	24655-27GT	24660-27GT	24665-27GT
30	53	1400	1500	W=600mm	24630-30GT	24635-30GT	24640-30GT	24645-30GT	24650-30GT	24655-30GT	24660-30GT	24665-30GT
32	57	1500	1600	W=600mm	24630-32GT	24635-32GT	24640-32GT	24645-32GT	24650-32GT	24655-32GT	24660-32GT	24665-32GT
34	61	1600	1700	W=600mm	24630-34GT	24635-34GT	24640-34GT	24645-34GT	24650-34GT	24655-34GT	24660-34GT	24665-34GT
36	65	1700	1800	W=600mm	24630-36GT	24635-36GT	24640-36GT	24645-36GT	24650-36GT	24655-36GT	24660-36GT	24665-36GT
39	69	1800	1900	W=600mm	24630-39GT	24635-39GT	24640-39GT	24645-39GT	24650-39GT	24655-39GT	24660-39GT	24665-39GT
41	73	1900	2000	W=600mm	24630-41GT	24635-41GT	24640-41GT	24645-41GT	24650-41GT	24655-41GT	24660-41GT	24665-41GT
43	77	2000	2100	W=600mm	24630-43GT	24635-43GT	24640-43GT	24645-43GT	24650-43GT	24655-43GT	24660-43GT	24665-43GT
45	81	2100	2200	W=600mm	24630-45GT	24635-45GT	24640-45GT	24645-45GT	24650-45GT	24655-45GT	24660-45GT	24665-45GT
48	85	2200	2300	W=600mm	24630-48GT	24635-48GT	24640-48GT	24645-48GT	24650-48GT	24655-48GT	24660-48GT	24665-48GT

The green color is the meaning for it's Width.
The red color is the meaning for it's Depth.
The light blue color is the meaning for it's Height.

Color choose : Fill number 5, 1 in the □
5 - RAL7035 Beige
1 - RAL9011 Black

Component Parts	Num	Model No.	12U to 24U	25U to 48U	P.G.
Roof Panel	1	882230-6xx	●	●	E125
L-shaped stay & crossbeam	2	882234-6xx	●	●	E127
Crossbeam	2	882205-xx	●	●	
Fixers of Roof Panel	4	612542-00	●	●	E124
Glass Temperated Front Door & Front Frame	1	882396-6xx		●	E112
Flat Rear Door & Rear Frame	1	882393-6xx		●	E117
Front and Rear Door & Front and Rear Frame	1	882242-6xx	●		
Side Panel	2	882212-xxxx	●	●	E129
F-shaped Mounting Angle	4	612553-24xx	●	●	E121
Washer of F-shpaed	8	612590-00	●	●	
Leveling Feet	4	662031-60	●	●	E122
Others					
Depth Stay	E116	882220-6xx19			E130
Hexagon CAP M6	8	662025-45			
Self-tapping pileus screw M5	8	662055-10			
Self-tapping screw 12#24		662056-10			
Self-tapping screw M4	32	662125-10			
Self-tapping M6 ISO	50	662009-12			
Cage Nut mm	50	882003-06			
Hexagon spanner	1	662100-06			
Key	6	CLM-68			



if cabinet is deeper than 900 mm and lower than 34U,CLM add U-shaped to roof frame and strenghten stay to plinth .





Optional Accessories :

1. Brush Strip (CLM-882386-3980)
   for roof & bottom panel **E132**
2. Fan Kit (CLM-612020-00)
   for roof panel & rear door **E132**

U	700mm	750mm	800mm	850mm	900mm	950mm	1000mm	1050mm	1100mm	1150mm	1200mm
12	24670-12GT	24675-12GT	24680-12GT	24685-12GT	24690-12GT	24695-12GT	246100-12GT	246105-12GT	246110-12GT	246115-12GT	246120-12GT
14	24670-14GT	24675-14GT	24680-14GT	24685-14GT	24690-14GT	24695-14GT	246100-14GT	246105-14GT	246110-14GT	246115-14GT	246120-14GT
16	24670-16GT	24675-16GT	24680-16GT	24685-16GT	24690-16GT	24695-16GT	246100-16GT	246105-16GT	246110-16GT	246115-16GT	246120-16GT
18	24670-18GT	24675-18GT	24680-18GT	24685-18GT	24690-18GT	24695-18GT	246100-18GT	246105-18GT	246110-18GT	246115-18GT	246120-18GT
21	24670-21GT	24675-21GT	24680-21GT	24685-21GT	24690-21GT	24695-21GT	246100-21GT	246105-21GT	246110-21GT	246115-21GT	246120-21GT
23	24670-23GT	24675-23GT	24680-23GT	24685-23GT	24690-23GT	24695-23GT	246100-23GT	246105-23GT	246110-23GT	246115-23GT	246120-23GT
25	24670-25GT	24675-25GT	24680-25GT	24685-25GT	24690-25GT	24695-25GT	246100-25GT	246105-25GT	246110-25GT	246115-25GT	246120-25GT
27	24670-27GT	24675-27GT	24680-27GT	24685-27GT	24690-27GT	24695-27GT	246100-27GT	246105-27GT	246110-27GT	246115-27GT	246120-27GT
30	24670-30GT	24675-30GT	24680-30GT	24685-30GT	24690-30GT	24695-30GT	246100-30GT	246105-30GT	246110-30GT	246115-30GT	246120-30GT
32	24670-32GT	24675-32GT	24680-32GT	24685-32GT	24690-32GT	24695-32GT	246100-32GT	246105-32GT	246110-32GT	246115-32GT	246120-32GT
34	24670-34GT	24675-34GT	24680-34GT	24685-34GT	24690-34GT	24695-34GT	246100-34GT	246105-34GT	246110-34GT	246115-34GT	246120-34GT
36	24670-36GT	24675-36GT	24680-36GT	24685-36GT	24690-36GT	24695-36GT	246100-36GT	246105-36GT	246110-36GT	246115-36GT	246120-36GT
39	24670-39GT	24675-39GT	24680-39GT	24685-39GT	24690-39GT	24695-39GT	246100-39GT	246105-39GT	246110-39GT	246115-39GT	246120-39GT
41	24670-41GT	24675-41GT	24680-41GT	24685-41GT	24690-41GT	24695-41GT	246100-41GT	246105-41GT	246110-41GT	246115-41GT	246120-41GT
43	24670-43GT	24675-43GT	24680-43GT	24685-43GT	24690-43GT	24695-43GT	246100-43GT	246105-43GT	246110-43GT	246115-43GT	246120-43GT
45	24670-45GT	24675-45GT	24680-45GT	24685-45GT	24690-45GT	24695-45GT	246100-45GT	246105-45GT	246110-45GT	246115-45GT	246120-46GT
48	24670-48GT	24675-48GT	24680-48GT	24685-48GT	24690-48GT	24695-48GT	246100-48GT	246105-48GT	246110-48GT	246115-48GT	246120-48GT

CLM-247xx-xxGT Series Overviews

19" / 21"/ 23" server cabinet for Network & communication solution

247115-39GT□

CLM-24XXX

Width=700mm

Depth=1150mm

H=39U

Model No.

247xxx-xxGT

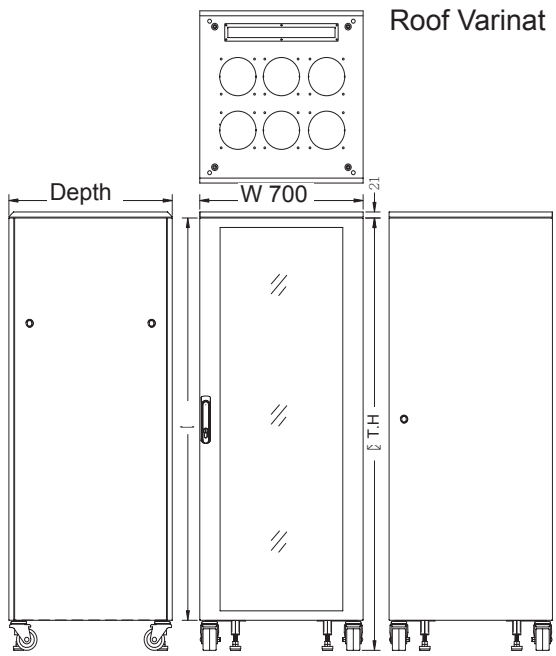

Side Panel Front Door Rear Door

U	SU	Height (mm)	T.H. (mm)	Depth / Model No.	300mm	350mm	400mm	450mm	500mm	550mm	600mm	650mm
12	21	600	700	W=700mm	24730-12GT	24735-12GT	24740-12GT	24745-12GT	24750-12GT	24755-12GT	24760-12GT	24765-12GT
14	25	700	800	W=700mm	24730-14GT	24735-14GT	24740-14GT	24745-14GT	24750-14GT	24755-14GT	24760-14GT	24765-14GT
16	29	800	900	W=700mm	24730-16GT	24735-16GT	24740-16GT	24745-16GT	24750-16GT	24755-16GT	24760-16GT	24765-16GT
18	33	900	1000	W=700mm	24730-18GT	24735-18GT	24740-18GT	24745-18GT	24750-18GT	24755-18GT	24760-18GT	24765-18GT
21	37	1000	1100	W=700mm	24730-21GT	24735-21GT	24740-21GT	24745-21GT	24750-21GT	24755-21GT	24760-21GT	24765-21GT
23	41	1100	1200	W=700mm	24730-23GT	24735-23GT	24740-23GT	24745-23GT	24750-23GT	24755-23GT	24760-23GT	24765-23GT
25	45	1200	1300	W=700mm	24730-25GT	24735-25GT	24740-25GT	24745-25GT	24750-25GT	24755-25GT	24760-25GT	24765-25GT
27	49	1300	1400	W=700mm	24730-27GT	24735-27GT	24740-27GT	24745-27GT	24750-27GT	24755-27GT	24760-27GT	24765-27GT
30	53	1400	1500	W=700mm	24730-30GT	24735-30GT	24740-30GT	24745-30GT	24750-30GT	24755-30GT	24760-30GT	24765-30GT
32	57	1500	1600	W=700mm	24730-32GT	24735-32GT	24740-32GT	24745-32GT	24750-32GT	24755-32GT	24760-32GT	24765-32GT
34	61	1600	1700	W=700mm	24730-34GT	24735-34GT	24740-34GT	24745-34GT	24750-34GT	24755-34GT	24760-34GT	24765-34GT
36	65	1700	1800	W=700mm	24730-36GT	24735-36GT	24740-36GT	24745-36GT	24750-36GT	24755-36GT	24760-36GT	24765-36GT
39	69	1800	1900	W=700mm	24730-39GT	24735-39GT	24740-39GT	24745-39GT	24750-39GT	24755-39GT	24760-39GT	24765-39GT
41	73	1900	2000	W=700mm	24730-41GT	24735-41GT	24740-41GT	24745-41GT	24750-41GT	24755-41GT	24760-41GT	24765-41GT
43	77	2000	2100	W=700mm	24730-43GT	24735-43GT	24740-43GT	24745-43GT	24750-43GT	24755-43GT	24760-43GT	24765-43GT
45	81	2100	2200	W=700mm	24730-45GT	24735-45GT	24740-45GT	24745-45GT	24750-45GT	24755-45GT	24760-45GT	24765-45GT
48	85	2200	2300	W=700mm	24730-48GT	24735-48GT	24740-48GT	24745-48GT	24750-48GT	24755-48GT	24760-48GT	24765-48GT

The green color is the meaning for it's Width.
The red color is the meaning for it's Depth.
The light blue color is the meaning for it's Height.

Color choose : Fill number 5, 1 in the □
5 - RAL7035 Beige
1 - RAL9011 Black

Component Parts	Num	Model No.	12U to 24U	25U to 48U	P.G.
Roof Panel	1	882230-7xx	●	●	E125
L-shaped stay & crossbeam	2	882234-7xx	●	●	E127
Crossbeam	2	882205-xx	●	●	
Fixers of Roof Panel	4	612542-00	●	●	E124
Glass Temperated Front Door & Front Frame	1	882396-7xx		●	E112
Flat Rear Door & Rear Frame	1	882393-7xx		●	E117
Front and Rear Door & Front and Rear Frame	1	882242-7xx	●		
Side Panel	2	882212-xxxx	●	●	E130
F-shaped Mounting Angle	4	612553-24xx	●	●	E121
Washer of F-shpaed	8	612590-00	●	●	
Leveling Feet	4	662031-60	●	●	E122
Others					
Depth Stay	E116	882220-8xx23			E130
Hexagon CAP M6	8	662025-45			
Self-tapping pileus screw M5	8	662055-10			
Self-tapping screw 12#24		662056-10			
Self-tapping screw M4	32	662125-10			
Self-tapping M6 ISO	50	662009-12			
Cage Nut mm	50	882003-06			
Hexagon spanner	1	662100-06			
Key	6	CLM-68			



if cabinet is deeper than 900 mm and lower than 34U,CLM add U-shaped to roof frame and strenghten stay to plinth .





Optional Accessories :

1. Brush Strip (CLM-882386-3980)
   for roof & bottom panel **E132**
2. Fan Kit (CLM-612020-00)
   for roof panel & rear door **E132**



U	700mm	750mm	800mm	850mm	900mm	950mm	1000mm	1050mm	1100mm	1150mm	1200mm
12	24770-12GT	24775-12GT	24780-12GT	24785-12GT	24790-12GT	24795-12GT	247100-12GT	247105-12GT	247110-12GT	247115-12GT	247120-12GT
14	24770-14GT	24775-14GT	24780-14GT	24785-14GT	24790-14GT	24795-14GT	247100-14GT	247105-14GT	247110-14GT	247115-14GT	247120-14GT
16	24770-16GT	24775-16GT	24780-16GT	24785-16GT	24790-16GT	24795-16GT	247100-16GT	247105-16GT	247110-16GT	247115-16GT	247120-16GT
18	24770-18GT	24775-18GT	24780-18GT	24785-18GT	24790-18GT	24795-18GT	247100-18GT	247105-18GT	247110-18GT	247115-18GT	247120-18GT
21	24770-21GT	24775-21GT	24780-21GT	24785-21GT	24790-21GT	24795-21GT	247100-21GT	247105-21GT	247110-21GT	247115-21GT	247120-21GT
23	24770-23GT	24775-23GT	24780-23GT	24785-23GT	24790-23GT	24795-23GT	247100-23GT	247105-23GT	247110-23GT	247115-23GT	247120-23GT
25	24770-25GT	24775-25GT	24780-25GT	24785-25GT	24790-25GT	24795-25GT	247100-25GT	247105-25GT	247110-25GT	247115-25GT	247120-25GT
27	24770-27GT	24775-27GT	24780-27GT	24785-27GT	24790-27GT	24795-27GT	247100-27GT	247105-27GT	247110-27GT	247115-27GT	247120-27GT
30	24770-30GT	24775-30GT	24780-30GT	24785-30GT	24790-30GT	24795-30GT	247100-30GT	247105-30GT	247110-30GT	247115-30GT	247120-30GT
32	24770-32GT	24775-32GT	24780-32GT	24785-32GT	24790-32GT	24795-32GT	247100-32GT	247105-32GT	247110-32GT	247115-32GT	247120-32GT
34	24770-34GT	24775-34GT	24780-34GT	24785-34GT	24790-34GT	24795-34GT	247100-34GT	247105-34GT	247110-34GT	247115-34GT	247120-34GT
36	24770-36GT	24775-36GT	24780-36GT	24785-36GT	24790-36GT	24795-36GT	247100-36GT	247105-36GT	247110-36GT	247115-36GT	247120-36GT
39	24770-39GT	24775-39GT	24780-39GT	24785-39GT	24790-39GT	24795-39GT	247100-39GT	247105-39GT	247110-39GT	247115-39GT	247120-39GT
41	24770-41GT	24775-41GT	●24780-41GT	24785-41GT	24790-41GT	24795-41GT	247100-41GT	247105-41GT	247110-41GT	247115-41GT	247120-41GT
43	24770-43GT	24775-43GT	24780-43GT	24785-43GT	24790-43GT	24795-43GT	247100-43GT	247105-43GT	247110-43GT	247115-43GT	247120-43GT
45	24770-45GT	24775-45GT	24780-45GT	24785-45GT	24790-45GT	24795-45GT	247100-45GT	247105-45GT	247110-45GT	247115-45GT	247120-45GT
48	24770-48GT	24775-48GT	24780-48GT	24785-48GT	24790-48GT	24795-48GT	247100-48GT	247105-48GT	247110-48GT	247115-48GT	247120-48GT

CLM-248xx-xxGT Series Overviews

19" / 21"/ 23" / 24"server cabinet for Network & communication solution

248115-39GT□

CLM-24XXX

Width=800mm

Depth=1150mm

H=39U

Model No.

248xxx-xxGT

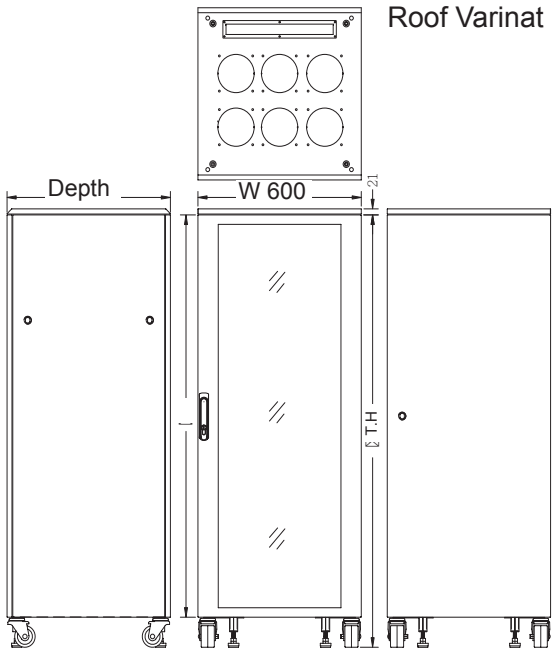

U	SU	Height (mm)	T.H. (mm)	Depth / Model No.	300mm	350mm	400mm	450mm	500mm	550mm	600mm	650mm
21	37	1000	1100	W=800mm	24830-21GT	24835-21GT	24840-21GT	24845-21GT	24850-21GT	24855-21GT	24860-21GT	24865-21GT
23	41	1100	1200	W=800mm	24830-23GT	24835-23GT	24840-23GT	24845-23GT	24850-23GT	24855-23GT	24860-23GT	24865-23GT
25	45	1200	1300	W=800mm	24830-25GT	24835-25GT	24840-25GT	24845-25GT	24850-25GT	24855-25GT	24860-25GT	24865-25GT
27	49	1300	1400	W=800mm	24830-27GT	24835-27GT	24840-27GT	24845-27GT	24850-27GT	24855-27GT	24860-27GT	24865-27GT
30	53	1400	1500	W=800mm	24830-30GT	24835-30GT	24840-30GT	24845-30GT	24850-30GT	24855-30GT	24860-30GT	24865-30GT
32	57	1500	1600	W=800mm	24830-32GT	24835-32GT	24840-32GT	24845-32GT	24850-32GT	24855-32GT	24860-32GT	24865-32GT
34	61	1600	1700	W=800mm	24830-34GT	24835-34GT	24840-34GT	24845-34GT	24850-34GT	24855-34GT	24860-34GT	24865-34GT
36	65	1700	1800	W=800mm	24830-36GT	24835-36GT	24840-36GT	24845-36GT	24850-36GT	24855-36GT	24860-36GT	24865-36GT
39	69	1800	1900	W=800mm	24830-39GT	24835-39GT	24840-39GT	24845-39GT	24850-39GT	24855-39GT	24860-39GT	24865-39GT
41	73	1900	2000	W=800mm	24830-41GT	24835-41GT	24840-41GT	24845-41GT	24850-41GT	24855-41GT	●24860-41GT	24865-41GT
43	77	2000	2100	W=800mm	24830-43GT	24835-43GT	24840-43GT	24845-43GT	24850-43GT	24855-43GT	24860-43GT	24865-43GT
45	81	2100	2200	W=800mm	24830-45GT	24835-45GT	24840-45GT	24845-45GT	24850-45GT	24855-45GT	24860-45GT	24865-45GT
48	85	2200	2300	W=800mm	24830-48GT	24835-48GT	24840-48GT	24845-48GT	24850-48GT	24855-48GT	24860-48GT	24865-48GT

The green color is the meaning for it's Width.
The red color is the meaning for it's Depth.
The light blue color is the meaning for it's Height.

Color choose : Fill number 5, 1 in the □

5 - RAL7035 Beige

1 - RAL9011 Black

The cabinet , under 21U , is made by your order .

Component Parts	Num	Model No.	12U to 24U	25U to 48U	P.G.
Roof Panel	1	882230-8xx	●	●	E125
L-shaped stay & crossbeam	2	882234-8xx	●	●	E127
Crossbeam	2	882205-xx	●	●	
Fixers of Roof Panel	4	612542-00	●	●	E124
Glass Temperated Front Door & Front Frame	1	882396-8xx		●	E112
Flat Rear Door & Rear Frame	1	882393-8xx		●	E117
Front and Rear Door & Front and Rear Frame	1	882242-8xx	●		
Side Panel	2	882212-xxxx	●	●	E129
F-shaped Mounting Angle	4	612553-24xx	●	●	E121
Washer of F-shpaed	8	612590-00	●	●	
Leveling Feet	4	662031-60	●	●	E122
Others					
Depth Stay	E116	882220-8xx19			E130
Hexagon CAP M6	8	662025-45			
Self-tapping pileus screw M5	8	662055-10			
Self-tapping screw 12#24		662056-10			
Self-tapping screw M4	32	662125-10			
Self-tapping M6 ISO	50	662009-12			
Cage Nut mm	50	882003-06			
Hexagon spanner	1	662100-06			
Key	6	CLM-68			



if cabinet is deeper than 900 mm and lower than 34U,CLM add U-shaped to roof frame and strenghten stay to plinth .





Optional Accessories :

1. Brush Strip (CLM-882386-3980)
   for roof & bottom panel **E132**
2. Fan Kit (CLM-612020-00)
   for roof panel & rear door **E132**

U	700mm	750mm	800mm	850mm	900mm	950mm	1000mm	1050mm	1100mm	1150mm	1200mm
21	24870-21GT	24875-21GT	24880-21GT	24885-21GT	24890-21GT	24895-21GT	248100-21GT	248105-21GT	248110-21GT	248115-21GT	248120-21GT
23	24870-23GT	24875-23GT	24880-23GT	24885-23GT	24890-23GT	24895-23GT	248100-23GT	248105-23GT	248110-23GT	248115-23GT	248120-23GT
25	24870-25GT	24875-25GT	24880-25GT	24885-25GT	24890-25GT	24895-25GT	248100-25GT	248105-25GT	248110-25GT	248115-25GT	248120-25GT
27	24870-27GT	24875-27GT	24880-27GT	24885-27GT	24890-27GT	24895-27GT	248100-27GT	248105-27GT	248110-27GT	248115-27GT	248120-27GT
30	24870-30GT	24875-30GT	24880-30GT	24885-30GT	24890-30GT	24895-30GT	248100-30GT	248105-30GT	248110-30GT	248115-30GT	248120-30GT
32	24870-32GT	24875-32GT	24880-32GT	24885-32GT	24890-32GT	24895-32GT	248100-32GT	248105-32GT	248110-32GT	248115-32GT	248120-32GT
34	24870-34GT	24875-34GT	24880-34GT	24885-34GT	24890-34GT	24895-34GT	248100-34GT	248105-34GT	248110-34GT	248115-34GT	248120-34GT
36	24870-36GT	24875-36GT	24880-36GT	24885-36GT	24890-36GT	24895-36GT	248100-36GT	248105-36GT	248110-36GT	248115-36GT	248120-36GT
39	24870-39GT	24875-39GT	24880-39GT	24885-39GT	24890-39GT	24895-39GT	248100-39GT	248105-39GT	248110-39GT	248115-39GT	248120-39GT
41	24870-41GT	24875-41GT	●24880-41GT	24885-41GT	24890-41GT	24895-41GT	248100-41GT	248105-41GT	248110-41GT	248115-41GT	248120-41GT
43	24870-43GT	24875-43GT	24880-43GT	24885-43GT	24890-43GT	24895-43GT	248100-43GT	248105-43GT	248110-43GT	248115-43GT	248120-43GT
45	24870-45GT	24875-45GT	24880-45GT	24885-45GT	24890-45GT	24895-45GT	248100-45GT	248105-45GT	248110-45GT	248115-45GT	248120-45GT
48	24870-48GT	24875-48GT	●24880-48GT	24885-48GT	24890-48GT	24895-48GT	248100-48GT	248105-48GT	248110-48GT	248115-48GT	248120-48GT

CLM-246xx-xxKG Series Overviews

19" server cabinet for Network & communication solution

246115-39KG□

- CLM-24XXX
- Width=600mm
- Depth=1150mm
- H=39U
- Model No.

U	SU	Height (mm)	T.H. (mm)	Depth / Model No.	300mm	350mm	400mm	450mm	500mm	550mm	600mm	650mm
12	21	600	700	W=600mm	24630-12KG	24635-12KG	24640-12KG	24645-12KG	24650-12KG	24655-12KG	24660-12KG	24665-12KG
14	25	700	800	W=600mm	24630-14KG	24635-14KG	24640-14KG	24645-14KG	24650-14KG	24655-14KG	24660-14KG	24665-14KG
16	29	800	900	W=600mm	24630-16KG	24635-16KG	24640-16KG	24645-16KG	24650-16KG	24655-16KG	24660-16KG	24665-16KG
18	33	900	1000	W=600mm	24630-18KG	24635-18KG	24640-18KG	24645-18KG	24650-18KG	24655-18KG	24660-18KG	24665-18KG
21	37	1000	1100	W=600mm	24630-21KG	24635-21KG	24640-21KG	24645-21KG	24650-21KG	24655-21KG	24660-21KG	24665-21KG
23	41	1100	1200	W=600mm	24630-23KG	24635-23KG	24640-23KG	24645-23KG	24650-23KG	24655-23KG	24660-23KG	24665-23KG
25	45	1200	1300	W=600mm	24630-25KG	24635-25KG	24640-25KG	24645-25KG	24650-25KG	24655-25KG	24660-25KG	24665-25KG
27	49	1300	1400	W=600mm	24630-27KG	24635-27KG	24640-27KG	24645-27KG	24650-27KG	24655-27KG	24660-27KG	24665-27KG
30	53	1400	1500	W=600mm	24630-30KG	24635-30KG	24640-30KG	24645-30KG	24650-30KG	24655-30KG	24660-30KG	24665-30KG
32	57	1500	1600	W=600mm	24630-32KG	24635-32KG	24640-32KG	24645-32KG	24650-32KG	24655-32KG	24660-32KG	24665-32KG
34	61	1600	1700	W=600mm	24630-34KG	24635-34KG	24640-34KG	24645-34KG	24650-34KG	24655-34KG	24660-34KG	24665-34KG
36	65	1700	1800	W=600mm	24630-36KG	24635-36KG	24640-36KG	24645-36KG	24650-36KG	24655-36KG	24660-36KG	24665-36KG
39	69	1800	1900	W=600mm	24630-39KG	24635-39KG	24640-39KG	24645-39KG	24650-39KG	24655-39KG	24660-39KG	24665-39KG
41	73	1900	2000	W=600mm	24630-41KG	24635-41KG	24640-41KG	24645-41KG	24650-41KG	24655-41KG	24660-41KG	24665-41KG
43	77	2000	2100	W=600mm	24630-43KG	24635-43KG	24640-43KG	24645-43KG	24650-43KG	24655-43KG	24660-43KG	24665-43KG
45	81	2100	2200	W=600mm	24630-45KG	24635-45KG	24640-45KG	24645-45KG	24650-45KG	24655-45KG	24660-45KG	24665-45KG
48	85	2200	2300	W=600mm	24630-48KG	24635-48KG	24640-48KG	24645-48KG	24650-48KG	24655-48KG	24660-48KG	24665-48KG

The green color is the meaning for it's Width.
The red color is the meaning for it's Depth.
The light blue color is the meaning for it's Height.

Color choose : Fill number 5, 1 in the □
5 - RAL7035 Beige
1 - RAL9011 Black

Component Parts	Num	Model No.	12U to 24U	25U to 48U	P.G.
Roof Panel	1	882230-6xx	●	●	E125
Bottom Plate & 2 crossbeams	1	882213-6xx	●	●	E127
Crossbeam	2	882205-xx	●	●	
Fixers of Roof Panel	4	612542-00	●	●	E124
Dividing Piece	3	612546-00	●	●	E128
Vented Glass Temperated Front Door & Front Frame	1	882420-6xx		●	E112
Rear Door & Rear Frame	1	882409-6xx		●	E119
Front and Rear Door & Front and Rear Frame	1	882419-6xx	●		
Side Panel	2	882212-xxxx	●	●	E129
F-shaped Mounting Angle	4	612553-24xx	●	●	E121
Washer of F-shpaed	8	612590-00	●	●	
Light-Duty Swing Castor	2	662132-00	●		E121
Heavy-Duty Swing Castor	2	882373-00		●	E122
Leveling Feet	4	882349-00	●		E122
T-shaped Leveling Feet	4	882214-00		●	E122
Others					
Depth Stay	E116	882322-6xx19			E130
Hexagon CAP M6	8	662025-45			
Self-tapping pileus screw M5	8	662055-10			
Self-tapping screw 12#24		662056-10			
Self-tapping screw M4	32	662125-10			
Self-tapping M6 ISO	50	662009-12			
Cage Nut mm	50	882003-06			
Hexagon spanner	1	662100-06			
Key	6	CLM-68			

if cabinet is deeper than 900 mm and lower than 34U,CLM add U-shaped to roof frame and strenghten stay to plinth .

Optional Accessories :

1. Brush Strip (CLM-882386-3980)
   for roof & bottom panel **E132**
2. Fan Kit (CLM-612020-00)
   for roof panel & rear door **E132**

U	700mm	750mm	800mm	850mm	900mm	950mm	1000mm	1050mm	1100mm	1150mm	1200mm
12	24670-12KG	24675-12KG	●24680-12KG	24685-12KG	●24690-12KG	24695-12KG	246100-12KG	246105-12KG	246110-12KG	246115-12KG	246120-12KG
14	24670-14KG	24675-14KG	24680-14KG	24685-14KG	24690-14KG	24695-14KG	246100-14KG	246105-14KG	246110-14KG	246115-14KG	246120-14KG
16	24670-16KG	24675-16KG	24680-16KG	24685-16KG	24690-16KG	24695-16KG	246100-16KG	246105-16KG	246110-16KG	246115-16KG	246120-16KG
18	24670-18KG	24675-18KG	24680-18KG	24685-18KG	24690-18KG	24695-18KG	246100-18KG	246105-18KG	246110-18KG	246115-18KG	246120-18KG
21	24670-21KG	24675-21KG	24680-21KG	24685-21KG	24690-21KG	24695-21KG	246100-21KG	246105-21KG	246110-21KG	246115-21KG	246120-21KG
23	24670-23KG	24675-23KG	24680-23KG	24685-23KG	24690-23KG	24695-23KG	246100-23KG	246105-23KG	246110-23KG	246115-23KG	246120-23KG
25	24670-25KG	24675-25KG	●24680-25KG	24685-25KG	●24690-25KG	24695-25KG	246100-25KG	246105-25KG	246110-25KG	246115-25KG	246120-25KG
27	24670-27KG	24675-27KG	24680-27KG	24685-27KG	24690-27KG	24695-27KG	246100-27KG	246105-27KG	246110-27KG	246115-27KG	246120-27KG
30	24670-30KG	24675-30KG	24680-30KG	24685-30KG	24690-30KG	24695-30KG	246100-30KG	246105-30KG	246110-30KG	246115-30KG	246120-30KG
32	24670-32KG	24675-32KG	24680-32KG	24685-32KG	24690-32KG	24695-32KG	246100-32KG	246105-32KG	246110-32KG	246115-32KG	246120-32KG
34	24670-34KG	24675-34KG	24680-34KG	24685-34KG	24690-34KG	24695-34KG	246100-34KG	246105-34KG	246110-34KG	246115-34KG	246120-34KG
36	24670-36KG	24675-36KG	24680-36KG	24685-36KG	24690-36KG	24695-36KG	246100-36KG	246105-36KG	246110-36KG	246115-36KG	246120-36KG
39	24670-39KG	24675-39KG	●24680-39KG	24685-39KG	●24690-39KG	24695-39KG	246100-39KG	246105-39KG	246110-39KG	246115-39KG	246120-39KG
41	24670-41KG	24675-41KG	24680-41KG	24685-41KG	24690-41KG	24695-41KG	246100-41KG	246105-41KG	246110-41KG	246115-41KG	246120-41KG
43	24670-43KG	24675-43KG	●24680-43KG	24685-43KG	●24690-43KG	24695-43KG	●246100-43KG	246105-43KG	●246110-43KG	246115-43KG	246120-43KG
45	24670-45KG	24675-45KG	24680-45KG	24685-45KG	24690-45KG	24695-45KG	246100-45KG	246105-45KG	246110-45KG	246115-45KG	246120-46KG
48	24670-48KG	24675-48KG	24680-48KG	24685-48KG	24690-48KG	24695-48KG	246100-48KG	246105-48KG	246110-48KG	246115-48KG	246120-48KG

CLM-247xx-xxKG Series Overviews

19"/ 21"/ 23" server cabinet for Network & communication solution

247115-39KG□

- CLM-24XXX
- Width=700mm
- Depth=1150mm
- H=39U
- Model No.

U	SU	Height (mm)	T.H. (mm)	Depth / Model No.	300mm	350mm	400mm	450mm	500mm	550mm	600mm	650mm
12	21	600	700	W=700mm	24730-12KG	24735-12KG	24740-12KG	24745-12KG	24750-12KG	24755-12KG	24760-12KG	24765-12KG
14	25	700	800	W=700mm	24730-14KG	24735-14KG	24740-14KG	24745-14KG	24750-14KG	24755-14KG	24760-14KG	24765-14KG
16	29	800	900	W=700mm	24730-16KG	24735-16KG	24740-16KG	24745-16KG	24750-16KG	24755-16KG	24760-16KG	24765-16KG
18	33	900	1000	W=700mm	24730-18KG	24735-18KG	24740-18KG	24745-18KG	24750-18KG	24755-18KG	24760-18KG	24765-18KG
21	37	1000	1100	W=700mm	24730-21KG	24735-21KG	24740-21KG	24745-21KG	24750-21KG	24755-21KG	24760-21KG	24765-21KG
23	41	1100	1200	W=700mm	24730-23KG	24735-23KG	24740-23KG	24745-23KG	24750-23KG	24755-23KG	24760-23KG	24765-23KG
25	45	1200	1300	W=700mm	24730-25KG	24735-25KG	24740-25KG	24745-25KG	24750-25KG	24755-25KG	24760-25KG	24765-25KG
27	49	1300	1400	W=700mm	24730-27KG	24735-27KG	24740-27KG	24745-27KG	24750-27KG	24755-27KG	24760-27KG	24765-27KG
30	53	1400	1500	W=700mm	24730-30KG	24735-30KG	24740-30KG	24745-30KG	24750-30KG	24755-30KG	24760-30KG	24765-30KG
32	57	1500	1600	W=700mm	24730-32KG	24735-32KG	24740-32KG	24745-32KG	24750-32KG	24755-32KG	24760-32KG	24765-32KG
34	61	1600	1700	W=700mm	24730-34KG	24735-34KG	24740-34KG	24745-34KG	24750-34KG	24755-34KG	24760-34KG	24765-34KG
36	65	1700	1800	W=700mm	24730-36KG	24735-36KG	24740-36KG	24745-36KG	24750-36KG	24755-36KG	24760-36KG	24765-36KG
39	69	1800	1900	W=700mm	24730-39KG	24735-39KG	24740-39KG	24745-39KG	24750-39KG	24755-39KG	24760-39KG	24765-39KG
41	73	1900	2000	W=700mm	24730-41KG	24735-41KG	24740-41KG	24745-41KG	24750-41KG	24755-41KG	24760-41KG	24765-41KG
43	77	2000	2100	W=700mm	24730-43KG	24735-43KG	24740-43KG	24745-43KG	24750-43KG	24755-43KG	24760-43KG	24765-43KG
45	81	2100	2200	W=700mm	24730-45KG	24735-45KG	24740-45KG	24745-45KG	24750-45KG	24755-45KG	24760-45KG	24765-45KG
48	85	2200	2300	W=700mm	24730-48KG	24735-48KG	24740-48KG	24745-48KG	24750-48KG	24755-48KG	24760-48KG	24765-48KG

The green color is the meaning for it's Width.
The red color is the meaning for it's Depth.
The light blue color is the meaning for it's Height.

Color choose : Fill number 5, 1 in the □
5 - RAL7035 Beige
1 - RAL9011 Black

Component Parts	Num	Model No.	12U to 24U	25U to 48U	P.G.
Roof Panel	1	882230-7xx	●	●	E125
Bottom Plate & 2 crossbeams	1	882213-7xx	●	●	E126
Crossbeam	2	882205-xx	●	●	
Fixers of Roof Panel	4	612542-00	●	●	E123
Dividing Piece	3	612546-00	●	●	E128
Vented Glass Temperated Front Door & Front Frame	1	882420-7xx		●	E112
Rear Door & Rear Frame	1	882409-7xx		●	E119
Front and Rear Door & Front and Rear Frame	1	882419-7xx	●		
Side Panel	2	882212-xxxx	●	●	E129
F-shaped Mounting Angle	4	612553-24xx	●	●	E121
Washer of F-shpaed	8	612590-00	●	●	
Light-Duty Swing Castor	2	662132-00	●		E121
Heavy-Duty Swing Castor	2	882373-00		●	E122
Leveling Feet	4	882349-00	●		E122
T-shaped Leveling Feet	4	882214-00		●	E122
Others					
Depth Stay	E116	882322-8xx23			E130
Hexagon CAP M6	8	662025-45			
Self-tapping pileus screw M5	8	662055-10			
Self-tapping screw 12#24		662056-10			
Self-tapping screw M4	32	662125-10			
Self-tapping M6 ISO	50	662009-12			
Cage Nut mm	50	882003-06			
Hexagon spanner	1	662100-06			
Key	6	CLM-68			

if cabinet is deeper than 900 mm and lower than 34U,CLM add U-shaped to roof frame and strenghten stay to plinth .

Optional Accessories :

1. Brush Strip (CLM-882386-3980)
   for roof & bottom panel **E132**
2. Fan Kit (CLM-612020-00)
   for roof panel & rear door **E132**

U	700mm	750mm	800mm	850mm	900mm	950mm	1000mm	1050mm	1100mm	1150mm	1200mm
12	24770-12KG	24775-12KG	24780-12KG	24785-12KG	24790-12KG	24795-12KG	247100-12KG	247105-12KG	247110-12KG	247115-12KG	247120-12KG
14	24770-14KG	24775-14KG	24780-14KG	24785-14KG	24790-14KG	24795-14KG	247100-14KG	247105-14KG	247110-14KG	247115-14KG	247120-14KG
16	24770-16KG	24775-16KG	24780-16KG	24785-16KG	24790-16KG	24795-16KG	247100-16KG	247105-16KG	247110-16KG	247115-16KG	247120-16KG
18	24770-18KG	24775-18KG	24780-18KG	24785-18KG	24790-18KG	24795-18KG	247100-18KG	247105-18KG	247110-18KG	247115-18KG	247120-18KG
21	24770-21KG	24775-21KG	24780-21KG	24785-21KG	24790-21KG	24795-21KG	247100-21KG	247105-21KG	247110-21KG	247115-21KG	247120-21KG
23	24770-23KG	24775-23KG	24780-23KG	24785-23KG	24790-23KG	24795-23KG	247100-23KG	247105-23KG	247110-23KG	247115-23KG	247120-23KG
25	24770-25KG	24775-25KG	24780-25KG	24785-25KG	24790-25KG	24795-25KG	247100-25KG	247105-25KG	247110-25KG	247115-25KG	247120-25KG
27	24770-27KG	24775-27KG	24780-27KG	24785-27KG	24790-27KG	24795-27KG	247100-27KG	247105-27KG	247110-27KG	247115-27KG	247120-27KG
30	24770-30KG	24775-30KG	24780-30KG	24785-30KG	24790-30KG	24795-30KG	247100-30KG	247105-30KG	247110-30KG	247115-30KG	247120-30KG
32	24770-32KG	24775-32KG	24780-32KG	24785-32KG	24790-32KG	24795-32KG	247100-32KG	247105-32KG	247110-32KG	247115-32KG	247120-32KG
34	24770-34KG	24775-34KG	24780-34KG	24785-34KG	24790-34KG	24795-34KG	247100-34KG	247105-34KG	247110-34KG	247115-34KG	247120-34KG
36	24770-36KG	24775-36KG	24780-36KG	24785-36KG	24790-36KG	24795-36KG	247100-36KG	247105-36KG	247110-36KG	247115-36KG	247120-36KG
39	24770-39KG	24775-39KG	24780-39KG	24785-39KG	24790-39KG	24795-39KG	247100-39KG	247105-39KG	247110-39KG	247115-39KG	247120-39KG
41	24770-41KG	24775-41KG	●24780-41KG	24785-41KG	●24790-41KG	24795-41KG	247100-41KG	247105-41KG	247110-41KG	247115-41KG	247120-41KG
43	24770-43KG	24775-43KG	24780-43KG	24785-43KG	24790-43KG	24795-43KG	247100-43KG	247105-43KG	247110-43KG	247115-43KG	247120-43KG
45	24770-45KG	24775-45KG	24780-45KG	24785-45KG	24790-45KG	24795-45KG	247100-45KG	247105-45KG	247110-45KG	247115-45KG	247120-45KG
48	24770-48KG	24775-48KG	24780-48KG	24785-48KG	24790-48KG	24795-48KG	247100-48KG	247105-48KG	247110-48KG	247115-48KG	247120-48KG

CLM-248xx-xxKG Series Overviews

19" / 21" /23" /24" server cabinet for Network & communication solution

248115-39KG□

CLM-24XXX

Width=800mm

Depth=1150mm

H=39U

Model No.

U	SU	Height (mm)	T.H. (mm)	Depth / Model No.	300mm	350mm	400mm	450mm	500mm	550mm	600mm	650mm
21	37	1000	1100	W=800mm	24830-21KG	24835-21KG	24840-21KG	24845-21KG	24850-21KG	24855-21KG	24860-21KG	24865-21KG
23	41	1100	1200	W=800mm	24830-23KG	24835-23KG	24840-23KG	24845-23KG	24850-23KG	24855-23KG	24860-23KG	24865-23KG
25	45	1200	1300	W=800mm	24830-25KG	24835-25KG	24840-25KG	24845-25KG	24850-25KG	24855-25KG	24860-25KG	24865-25KG
27	49	1300	1400	W=800mm	24830-27KG	24835-27KG	24840-27KG	24845-27KG	24850-27KG	24855-27KG	24860-27KG	24865-27KG
30	53	1400	1500	W=800mm	24830-30KG	24835-30KG	24840-30KG	24845-30KG	24850-30KG	24855-30KG	24860-30KG	24865-30KG
32	57	1500	1600	W=800mm	24830-32KG	24835-32KG	24840-32KG	24845-32KG	24850-32KG	24855-32KG	24860-32KG	24865-32KG
34	61	1600	1700	W=800mm	24830-34KG	24835-34KG	24840-34KG	24845-34KG	24850-34KG	24855-34KG	24860-34KG	24865-34KG
36	65	1700	1800	W=800mm	24830-36KG	24835-36KG	24840-36KG	24845-36KG	24850-36KG	24855-36KG	24860-36KG	24865-36KG
39	69	1800	1900	W=800mm	24830-39KG	24835-39KG	24840-39KG	24845-39KG	24850-39KG	24855-39KG	24860-39KG	24865-39KG
41	73	1900	2000	W=800mm	24830-41KG	24835-41KG	24840-41KG	24845-41KG	24850-41KG	24855-41KG	24860-41KG	24865-41KG
43	77	2000	2100	W=800mm	24830-43KG	24835-43KG	24840-43KG	24845-43KG	24850-43KG	24855-43KG	24860-43KG	24865-43KG
45	81	2100	2200	W=800mm	24830-45KG	24835-45KG	24840-45KG	24845-45KG	24850-45KG	24855-45KG	24860-45KG	24865-45KG
48	85	2200	2300	W=800mm	24830-48KG	24835-48KG	24840-48KG	24845-48KG	24850-48KG	24855-48KG	24860-48KG	24865-48KG

The green color is the meaning for it's Width.
The red color is the meaning for it's Depth.
The light blue color is the meaning for it's Height.

Color choose : Fill number 5, 1 in the □
5 - RAL7035 Beige
1 - RAL9011 Black

The cabinet , under 21U , is made by your order .

Component Parts	Num	Model No.	12U to 24U	25U to 48U	P.G.
Roof Panel	1	882230-8xx	●	●	E125
Bottom Plate & 2 crossbeams	1	882213-8xx	●	●	E127
Crossbeam	2	882205-xx	●	●	
Fixers of Roof Panel	4	612542-00	●	●	E124
Dividing Piece	3	612546-00	●	●	E128
Vented Glass Temperated Front Door & Front Frame	1	882420-8xx		●	E112
Rear Door & Rear Frame	1	882409-8xx		●	E119
Front and Rear Door & Front and Rear Frame	1	882419-8xx	●		
Side Panel	2	882212-xxxx	●	●	E129
F-shaped Mounting Angle	4	612553-24xx	●	●	E121
Washer of F-shpaed	8	612590-00	●	●	
Light-Duty Swing Castor	2	662132-00	●		E121
Heavy-Duty Swing Castor	2	882373-00		●	E122
Leveling Feet	4	882349-00	●		E122
T-shaped Leveling Feet	4	882214-00		●	E122
Others					
Depth Stay	E116	882322-8xx19			E130
Hexagon CAP M6	8	662025-45			
Self-tapping pileus screw M5	8	662055-10			
Self-tapping screw 12#24		662056-10			
Self-tapping screw M4	32	662125-10			
Self-tapping M6 ISO	50	662009-12			
Cage Nut mm	50	882003-06			
Hexagon spanner	1	662100-06			
Key	6	CLM-68			

if cabinet is deeper than 900 mm and lower than 34U,CLM add U-shaped to roof frame and strenghten stay to plinth .

Optional Accessories :

1. Brush Strip (CLM-882386-3980) for roof & bottom panel **E132**
2. Fan Kit (CLM-612020-00) for roof panel & rear door **E132**

U	700mm	750mm	800mm	850mm	900mm	950mm	1000mm	1050mm	1100mm	1150mm	1200mm
21	24870-21KG	24875-21KG	24880-21KG	24885-21KG	24890-21KG	24895-21KG	248100-21KG	248105-21KG	248110-21KG	248115-21KG	248120-21KG
23	24870-23KG	24875-23KG	24880-23KG	24885-23KG	24890-23KG	24895-23KG	248100-23KG	248105-23KG	248110-23KG	248115-23KG	248120-23KG
25	24870-25KG	24875-25KG	24880-25KG	24885-25KG	24890-25KG	24895-25KG	248100-25KG	248105-25KG	248110-25KG	248115-25KG	248120-25KG
27	24870-27KG	24875-27KG	24880-27KG	24885-27KG	24890-27KG	24895-27KG	248100-27KG	248105-27KG	248110-27KG	248115-27KG	248120-27KG
30	24870-30KG	24875-30KG	24880-30KG	24885-30KG	24890-30KG	24895-30KG	248100-30KG	248105-30KG	248110-30KG	248115-30KG	248120-30KG
32	24870-32KG	24875-32KG	24880-32KG	24885-32KG	24890-32KG	24895-32KG	248100-32KG	248105-32KG	248110-32KG	248115-32KG	248120-32KG
34	24870-34KG	24875-34KG	24880-34KG	24885-34KG	24890-34KG	24895-34KG	248100-34KG	248105-34KG	248110-34KG	248115-34KG	248120-34KG
36	24870-36KG	24875-36KG	24880-36KG	24885-36KG	24890-36KG	24895-36KG	248100-36KG	248105-36KG	248110-36KG	248115-36KG	248120-36KG
39	24870-39KG	24875-39KG	24880-39KG	24885-39KG	24890-39KG	24895-39KG	248100-39KG	248105-39KG	248110-39KG	248115-39KG	248120-39KG
41	24870-41KG	24875-41KG	●24880-41KG	24885-41KG	24890-41KG	24895-41KG	248100-41KG	248105-41KG	248110-41KG	248115-41KG	248120-41KG
43	24870-43KG	24875-43KG	24880-43KG	24885-43KG	24890-43KG	24895-43KG	248100-43KG	248105-43KG	248110-43KG	248115-43KG	248120-43KG
45	24870-45KG	24875-45KG	24880-45KG	24885-45KG	24890-45KG	24895-45KG	248100-45KG	248105-45KG	248110-45KG	248115-45KG	248120-45KG
48	24870-48KG	24875-48KG	24880-48KG	24885-48KG	24890-48KG	24895-48KG	248100-48KG	248105-48KG	248110-48KG	248115-48KG	248120-48KG

CLM-24xxx-43KJ Series Overviews

19" / 21"/ 23" / 24"server cabinet for Network & communication solution

Component Parts	Num	Model No.	P.G.
Roof Panel	1	882230-6xx	E125
Bottom Plate & 2 crossbeams	1	882213-6xx	E127
Crossbeam	2	882205-xx	
Fixers of Roof Panel	4	612542-00	E124
Folio Front Door& Frame	1	882511-xxx	E115
Folio Rear Door & Frame	1	882533-xxx	E120
Side Panel	2	882212-xx43	E130
F-shaped Mounting Angle	4	612553-2443	E121
Washer of F-shpaed	8	612590-00	
Heavy-Duty Swing Castor	2	882373-00	E122
T-shaped Leveling Feet	4	882214-00	E122
Others			
Depth Stay	4	882220-6xx19	E130
Hexagon CAP M6	8	662025-45	
Self-tapping pileus screw M5	8	662055-10	
Self-tapping screw 12#24		662056-10	
Self-tapping screw M4	32	662125-10	
Self-tapping M6 ISO	50	662009-12	
Cage Nut mm	50	882003-06	
Hexagon spanner	1	662100-06	
Key	6	CLM-68	

24x115-43KJ □

CLM-24XXX

Width=600/700/800mm

Depth=1150mm

H=43U

Model No.

if cabinet is deeper than 900 mm and lower than 34U,CLM add U-shaped to roof frame and strenghten stay to plinth .

Height (U)	Depth (mm)	Model No. / Width	Type KJ Side by Side Front & Rear	Model No. / Width	Type KJ Side by Side Front & Rear	Model No. / Width	Type KJ Side by Side Front & Rear
43U	300	W=600mm	24630-43KJ	W=700mm	24730-43KJ	W=800mm	24830-43KJ
43U	350	W=600mm	24635-43KJ	W=700mm	24735-43KJ	W=800mm	24835-43KJ
43U	400	W=600mm	24640-43KJ	W=700mm	24740-43KJ	W=800mm	24840-43KJ
43U	450	W=600mm	24645-43KJ	W=700mm	24745-43KJ	W=800mm	24845-43KJ
43U	500	W=600mm	24650-43KJ	W=700mm	24750-43KJ	W=800mm	24850-43KJ
43U	550	W=600mm	24655-43KJ	W=700mm	24755-43KJ	W=800mm	24855-43KJ
43U	600	W=600mm	24660-43KJ	W=700mm	24760-43KJ	W=800mm	24860-43KJ
43U	650	W=600mm	24665-43KJ	W=700mm	24765-43KJ	W=800mm	24865-43KJ
43U	700	W=600mm	24670-43KJ	W=700mm	24770-43KJ	W=800mm	24870-43KJ
43U	750	W=600mm	24675-43KJ	W=700mm	24775-43KJ	W=800mm	24875-43KJ
43U	800	W=600mm	24680-43KJ	W=700mm	24780-43KJ	W=800mm	24880-43KJ
43U	850	W=600mm	24685-43KJ	W=700mm	24785-43KJ	W=800mm	24885-43KJ
43U	900	W=600mm	24690-43KJ	W=700mm	24790-43KJ	W=800mm	24890-43KJ
43U	950	W=600mm	24695-43KJ	W=700mm	24795-43KJ	W=800mm	24895-43KJ
43U	1000	W=600mm	246100-43KJ	W=700mm	247100-43KJ	W=800mm	248100-43KJ
43U	1050	W=600mm	246105-43KJ	W=700mm	247105-43KJ	W=800mm	248105-43KJ
43U	1100	W=600mm	246110-43KJ	W=700mm	247110-43KJ	W=800mm	248110-43KJ
43U	1150	W=600mm	246115-43KJ	W=700mm	247115-43KJ	W=800mm	248115-43KJ
43U	1200	W=600mm	246120-43KJ	W=700mm	247120-43KJ	W=800mm	248120-43KJ

The green color is the meaning for it's Width.
The red color is the meaning for it's Depth.
The light blue color is the meaning for it's Height.

Color choose : Fill number 5, 1 in the □
5 - RAL7035 Beige
1 - RAL9011 Black

Optional Accessories :

1. Brush Strip (CLM-882386-3980)
   for roof & bottom panel **E132**
2. Fan Kit (CLM-612020-00)
   for roof panel & rear door **E132**

CLM-24xxx-43KK Series Overviews

19" / 21"/ 23" server cabinet for Network & communication solution

Component Parts	Num	Model No.	P.G.
Roof Panel	1	882230-6xx	E125
Bottom Plate & 2 crossbeams	1	882213-6xx	E127
Crossbeam	2	882205-xx	
Fixers of Roof Panel	4	612542-00	E124
Folio Front Door& Frame	1	882531-xxx	E115
Folio Rear Door & Frame	1	882533-xxx	E120
Side Panel	2	882212-xx43	E129
F-shaped Mounting Angle	4	612553-2443	E121
Washer of F-shpaed	8	612590-00	
Heavy-Duty Swing Castor	2	882373-00	E122
T-shaped Leveling Feet	4	882214-00	E122
Others			
Depth Stay	4	882220-6xx19	E130
Hexagon CAP M6	8	662025-45	
Self-tapping pileus screw M5	8	662055-10	
Self-tapping screw 12#24		662056-10	
Self-tapping screw M4	32	662125-10	
Self-tapping M6 ISO	50	662009-12	
Cage Nut mm	50	882003-06	
Hexagon spanner	1	662100-06	
Key	6	CLM-68	

24x115-43KK□

CLM-24XXX

Width=600/700/800mm

Model No.

Depth=1150mm

H=43U

if cabinet is deeper than 900 mm and lower than 34U,CLM add U-shaped to roof frame and strenghten stay to plinth .

Height (U)	Depth (mm)	Model No. / Width	Type KK Side by Side Front & Rear	Model No. / Width	Type KK Side by Side Front & Rear	Model No. / Width	Type KK Side by Side Front & Rear
43U	300	W=600mm	24630-43KK	W=700mm	24730-43KK	W=800mm	24830-43KK
43U	350	W=600mm	24635-43KK	W=700mm	24735-43KK	W=800mm	24835-43KK
43U	400	W=600mm	24640-43KK	W=700mm	24740-43KK	W=800mm	24840-43KK
43U	450	W=600mm	24645-43KK	W=700mm	24745-43KK	W=800mm	24845-43KK
43U	500	W=600mm	24650-43KK	W=700mm	24750-43KK	W=800mm	24850-43KK
43U	550	W=600mm	24655-43KK	W=700mm	24755-43KK	W=800mm	24855-43KK
43U	600	W=600mm	24660-43KK	W=700mm	24760-43KK	W=800mm	24860-43KK
43U	650	W=600mm	24665-43KK	W=700mm	24765-43KK	W=800mm	24865-43KK
43U	700	W=600mm	24670-43KK	W=700mm	24770-43KK	W=800mm	24870-43KK
43U	750	W=600mm	24675-43KK	W=700mm	24775-43KK	W=800mm	24875-43KK
43U	800	W=600mm	24680-43KK	W=700mm	24780-43KK	W=800mm	24880-43KK
43U	850	W=600mm	24685-43KK	W=700mm	24785-43KK	W=800mm	24885-43KK
43U	900	W=600mm	24690-43KK	W=700mm	24790-43KK	W=800mm	24890-43KK
43U	950	W=600mm	24695-43KK	W=700mm	24795-43KK	W=800mm	24895-43KK
43U	1000	W=600mm	246100-43KK	W=700mm	247100-43KK	W=800mm	248100-43KK
43U	1050	W=600mm	246105-43KK	W=700mm	247105-43KK	W=800mm	248105-43KK
43U	1100	W=600mm	246110-43KK	W=700mm	247110-43KK	W=800mm	248110-43KK
43U	1150	W=600mm	246115-43KK	W=700mm	247115-43KK	W=800mm	248115-43KK
43U	1200	W=600mm	246120-43KK	W=700mm	247120-43KK	W=800mm	248120-43KK

The green color is the meaning for it's Width.
The red color is the meaning for it's Depth.
The light blue color is the meaning for it's Height.

Color choose : Fill number 5, 1 in the □
5 - RAL7035 Beige
1 - RAL9011 Black

Optional Accessories :

1. Brush Strip (CLM-882386-3980)
   for roof & bottom panel **E132**
2. Fan Kit (CLM-612020-00)
   for roof panel & rear door **E132**

CLM-24xxx-43LL Series Overviews

19" / 21"/ 23" server cabinet for Network & communication solution

Component Parts	Num	Model No.	P.G.
Roof Panel	1	882230-6xx	E125
Bottom Plate & 2 crossbeams	1	882213-6xx	E127
Crossbeam	2	882205-xx	
Fixers of Roof Panel	4	612542-00	E124
Multi Front Door& Frame	1	882466-xxx	E115
Multi Rear Door & Frame	1	882472-xxx	E120
Side Panel	2	882212-xx43	E129
F-shaped Mounting Angle	4	612553-2443	E121
Washer of F-shpaed	8	612590-00	
Heavy-Duty Swing Castor	2	882373-00	E122
T-shaped Leveling Feet	4	882214-00	E122
Others			
Depth Stay	6	882220-6xx19	E130
Hexagon CAP M6	8	662025-45	
Self-tapping pileus screw M5	8	662055-10	
Self-tapping screw 12#24		662056-10	
Self-tapping screw M4	32	662125-10	
Self-tapping M6 ISO	50	662009-12	
Cage Nut mm	50	882003-06	
Hexagon spanner	1	662100-06	
Key	6	CLM-68	

24x115-43LL □

CLM-24XXX

Width=600/700/800mm

Depth=1150mm

H=43U

Model No.

if cabinet is deeper than 900 mm and lower than 34U,CLM add U-shaped to roof frame and strenghten stay to plinth .

Height (U)	Depth (mm)	Model No. / Width	Type LL Two Doors Front & Rear	Model No. / Width	Type LL Two Doors Front & Rear	Model No. / Width	Type LL Two Doors Front & Rear
43U	300	W=600mm	24630-43LL	W=700mm	24730-43LL	W=800mm	24830-43LL
43U	350	W=600mm	24635-43LL	W=700mm	24735-43LL	W=800mm	24835-43LL
43U	400	W=600mm	24640-43LL	W=700mm	24740-43LL	W=800mm	24840-43LL
43U	450	W=600mm	24645-43LL	W=700mm	24745-43LL	W=800mm	24845-43LL
43U	500	W=600mm	24650-43LL	W=700mm	24750-43LL	W=800mm	24850-43LL
43U	550	W=600mm	24655-43LL	W=700mm	24755-43LL	W=800mm	24855-43LL
43U	600	W=600mm	24660-43LL	W=700mm	24760-43LL	W=800mm	24860-43LL
43U	650	W=600mm	24665-43LL	W=700mm	24765-43LL	W=800mm	24865-43LL
43U	700	W=600mm	24670-43LL	W=700mm	24770-43LL	W=800mm	24870-43LL
43U	750	W=600mm	24675-43LL	W=700mm	24775-43LL	W=800mm	24875-43LL
43U	800	W=600mm	24680-43LL	W=700mm	24780-43LL	W=800mm	24880-43LL
43U	850	W=600mm	24685-43LL	W=700mm	24785-43LL	W=800mm	24885-43LL
43U	900	W=600mm	24690-43LL	W=700mm	24790-43LL	W=800mm	24890-43LL
43U	950	W=600mm	24695-43LL	W=700mm	24795-43LL	W=800mm	24895-43LL
43U	1000	W=600mm	246100-43LL	W=700mm	247100-43LL	W=800mm	248100-43LL
43U	1050	W=600mm	246105-43LL	W=700mm	247105-43LL	W=800mm	248105-43LL
43U	1100	W=600mm	246110-43LL	W=700mm	247110-43LL	W=800mm	248110-43LL
43U	1150	W=600mm	246115-43LL	W=700mm	247115-43LL	W=800mm	248115-43LL
43U	1200	W=600mm	246120-43LL	W=700mm	247120-43LL	W=800mm	248120-43LL

The green color is the meaning for it's Width.
The red color is the meaning for it's Depth.
The light blue color is the meaning for it's Height.

Color choose : Fill number 5, 1 in the □
5 - RAL7035 Beige
1 - RAL9011 Black

Optional Accessories :

1. Brush Strip (CLM-882386-3980)
   for roof & bottom panel **E132**
2. Fan Kit (CLM-612020-00)
   for roof panel & rear door **E132**

CLM-24xxx-43LC Series Overviews

19" / 21"/ 23" server cabinet for Network & communication solution

Component Parts	Num	Model No.	P.G.
Roof Panel	1	882230-6xx	E125
Bottom Plate & 2 crossbeams	1	882213-6xx	E127
Crossbeam	2	882205-xx	
Fixers of Roof Panel	4	612542-00	E124
Multi Front Door& Frame	1	882466-xxx	E115
Multi Rear Door & Frame	1	882472-xxx	E120
Side Panel	2	882212-xx43	E129
F-shaped Mounting Angle	4	612553-2443	E121
Washer of F-shpaed	8	612590-00	
Heavy-Duty Swing Castor	2	882373-00	E122
T-shaped Leveling Feet	4	882214-00	E122
Others			
Depth Stay	6	882220-6xx19	E130
Hexagon CAP M6	8	662025-45	
Self-tapping pileus screw M5	8	662055-10	
Self-tapping screw 12#24		662056-10	
Self-tapping screw M4	32	662125-10	
Self-tapping M6 ISO	50	662009-12	
Cage Nut mm	50	882003-06	
Hexagon spanner	1	662100-06	
Key	6	CLM-68	

24x115-43LC□

CLM-24XXX

Width=600/700/800mm

Depth=1150mm

H=43U

Model No.

if cabinet is deeper than 900 mm and lower than 34U,CLM add U-shaped to roof frame and strenghten stay to plinth .

Height (U)	Depth (mm)	Model No. / Width	Type LC Three Doors Front & Rear	Model No. / Width	Type LC Three Doors Front & Rear	Model No. / Width	Type LC Three Doors Front & Rear
43U	300	W=600mm	24630-43LC	W=700mm	24730-43LC	W=800mm	24830-43LC
43U	350	W=600mm	24635-43LC	W=700mm	24735-43LC	W=800mm	24835-43LC
43U	400	W=600mm	24640-43LC	W=700mm	24740-43LC	W=800mm	24840-43LC
43U	450	W=600mm	24645-43LC	W=700mm	24745-43LC	W=800mm	24845-43LC
43U	500	W=600mm	24650-43LC	W=700mm	24750-43LC	W=800mm	24850-43LC
43U	550	W=600mm	24655-43LC	W=700mm	24755-43LC	W=800mm	24855-43LC
43U	600	W=600mm	24660-43LC	W=700mm	24760-43LC	W=800mm	24860-43LC
43U	650	W=600mm	24665-43LC	W=700mm	24765-43LC	W=800mm	24865-43LC
43U	700	W=600mm	24670-43LC	W=700mm	24770-43LC	W=800mm	24870-43LC
43U	750	W=600mm	24675-43LC	W=700mm	24775-43LC	W=800mm	24875-43LC
43U	800	W=600mm	24680-43LC	W=700mm	24780-43LC	W=800mm	24880-43LC
43U	850	W=600mm	24685-43LC	W=700mm	24785-43LC	W=800mm	24885-43LC
43U	900	W=600mm	24690-43LC	W=700mm	24790-43LC	W=800mm	24890-43LC
43U	950	W=600mm	24695-43LC	W=700mm	24795-43LC	W=800mm	24895-43LC
43U	1000	W=600mm	246100-43LC	W=700mm	247100-43LC	W=800mm	248100-43LC
43U	1050	W=600mm	246105-43LC	W=700mm	247105-43LC	W=800mm	248105-43LC
43U	1100	W=600mm	246110-43LC	W=700mm	247110-43LC	W=800mm	248110-43LC
43U	1150	W=600mm	246115-43LC	W=700mm	247115-43LC	W=800mm	248115-43LC
43U	1200	W=600mm	246120-43LC	W=700mm	247120-43LC	W=800mm	248120-43LC

The green color is the meaning for it's Width.
The red color is the meaning for it's Depth.
The light blue color is the meaning for it's Height.

Color choose : Fill number 5, 1 in the □
5 - RAL7035 Beige
1 - RAL9011 Black

Optional Accessories :

1. Brush Strip (CLM-882386-3980)
   for roof & bottom panel **E132**
2. Fan Kit (CLM-612020-00)
   for roof panel & rear door **E132**

CLM-24xxx-43KP Series Overviews

19" / 21"/ 23" server cabinet for Network & communication solution

Component Parts	Num	Model No.	P.G.
Roof Panel	1	882230-6xx	E125
Bottom Plate & 2 crossbeams	1	882213-6xx	E127
Crossbeam	2	882205-xx	
Fixers of Roof Panel	4	612542-00	E124
Multi Front Door& Frame	1	882466-xxx	E115
Multi Rear Door & Frame	1	882472-xxx	E120
Side Panel	2	882212-xx43	E129
F-shaped Mounting Angle	4	612553-2443	E121
Washer of F-shpaed	8	612590-00	
Heavy-Duty Swing Castor	2	882373-00	E122
T-shaped Leveling Feet	4	882214-00	E122
Others			
Depth Stay	6	882220-6xx19	E130
Hexagon CAP M6	8	662025-45	
Self-tapping pileus screw M5	8	662055-10	
Self-tapping screw 12#24		662056-10	
Self-tapping screw M4	32	662125-10	
Self-tapping M6 ISO	50	662009-12	
Cage Nut mm	50	882003-06	
Hexagon spanner	1	662100-06	
Key	6	CLM-68	

24x115-43KP□

CLM-24XXX

Width=600/700/800mm

Depth=1150mm

H=43U

Model No.

if cabinet is deeper than 900 mm and lower than 34U,CLM add U-shaped to roof frame and strenghten stay to plinth .

Height (U)	Depth (mm)	Model No. / Width	Type KP Four Doors Front & Rear	Model No. / Width	Type KP Four Doors Front & Rear	Model No. / Width	Type KP Four Doors Front & Rear
43U	300	W=600mm	24630-43KP	W=700mm	24730-43KP	W=800mm	24830-43KP
43U	350	W=600mm	24635-43KP	W=700mm	24735-43KP	W=800mm	24835-43KP
43U	400	W=600mm	24640-43KP	W=700mm	24740-43KP	W=800mm	24840-43KP
43U	450	W=600mm	24645-43KP	W=700mm	24745-43KP	W=800mm	24845-43KP
43U	500	W=600mm	24650-43KP	W=700mm	24750-43KP	W=800mm	24850-43KP
43U	550	W=600mm	24655-43KP	W=700mm	24755-43KP	W=800mm	24855-43KP
43U	600	W=600mm	24660-43KP	W=700mm	24760-43KP	W=800mm	24860-43KP
43U	650	W=600mm	24665-43KP	W=700mm	24765-43KP	W=800mm	24865-43KP
43U	700	W=600mm	24670-43KP	W=700mm	24770-43KP	W=800mm	24870-43KP
43U	750	W=600mm	24675-43KP	W=700mm	24775-43KP	W=800mm	24875-43KP
43U	800	W=600mm	24680-43KP	W=700mm	24780-43KP	W=800mm	24880-43KP
43U	850	W=600mm	24685-43KP	W=700mm	24785-43KP	W=800mm	24885-43KP
43U	900	W=600mm	24690-43KP	W=700mm	24790-43KP	W=800mm	24890-43KP
43U	950	W=600mm	24695-43KP	W=700mm	24795-43KP	W=800mm	24895-43KP
43U	1000	W=600mm	246100-43KP	W=700mm	247100-43KP	W=800mm	248100-43KP
43U	1050	W=600mm	246105-43KP	W=700mm	247105-43KP	W=800mm	248105-43KP
43U	1100	W=600mm	246110-43KP	W=700mm	247110-43KP	W=800mm	248110-43KP
43U	1150	W=600mm	246115-43KP	W=700mm	247115-43KP	W=800mm	248115-43KP
43U	1200	W=600mm	246120-43KP	W=700mm	247120-43KP	W=800mm	248120-43KP

The green color is the meaning for it's Width.
The red color is the meaning for it's Depth.
The light blue color is the meaning for it's Height.

Color choose : Fill number 5, 1 in the □
5 - RAL7035 Beige
1 - RAL9011 Black

Optional Accessories :

1. Brush Strip (CLM-882386-3980)
   for roof & bottom panel **E132**
2. Fan Kit (CLM-612020-00)
   for roof panel & rear door **E132**

Front Doors & Frames

1.Front Doors & Frames

1-1 Tempered Glass Front Door & Frame (CLM-882203/CLM-882396)

List1

Packing No. (12u~25u)	Model No. (Rear Part)
882240	882208 Fan-holes Rear Door
882358	882210 Air-flow Rear Door
882242	882271 Flat Rear Door
882281	882277 Mesh Rear Door
882336	882357 Honeycomb Rear Door

Feature :
The 3 mm tempered glass can provide the higher resistence of outside damages .The handle swing lock(patent) can provide more secure . It prevent the system from the unauthorized entering and damage . The doors can be swing up to 140° without taking them out.There are two way of open the rear door : right or left , dependent on your needs.

Meterial :
Thickness sheet steel & 3.0mm tempered glass & assembly parts.

Finished :
Powder coating in RAL 7035(Beige), RAL 9011(Black)

CLM Part No. Height	Width 600mm	Width 700mm	Width 800mm	Packing No.
12	882203-612	882203-712	882203-812	see E101 list 1
14	882203-614	882203-714	882203-814	see E101 list 1
16	882203-616	882203-716	882203-816	see E101 list 1
18	882203-618	882203-718	882203-818	see E101 list 1
21	882203-621	882203-721	882203-821	see E101 list 1
23	882203-623	882203-723	882203-823	see E101 list 1
25	882203-625	882203-725	882203-825	see E101 list 1
27	882203-627	882203-727	882203-827	882396-XXX
30	882203-630	882203-730	882203-830	882396-XXX
32	882203-632	882203-732	882203-832	882396-XXX
34	882203-634	882203-734	882203-834	882396-XXX
36	882203-636	882203-736	882203-836	882396-XXX
39	882203-639	882203-739	882203-839	882396-XXX
41	882203-641	882203-741	882203-841	882396-XXX
43	882203-643	882203-743	882203-843	882396-XXX
45	882203-645	882203-745	882203-845	882396-XXX
48	882203-648	882203-748	882203-848	882396-XXX

Color choose : Fill number 5, 1 in the Final
5 - RAL7035 Beige
1 - RAL9011 Black

1-2 Vented Tempered Glass Front Door & Frame (CLM-882260/CLM-882397)



List2

Packing No. (12u~25u)	Model No. (Rear Part)
882239	882208 Fan-holes Rear Door
882382	882210 Air-flow Rear Door
882241	882271 Flat Rear Door
882284	882277 Mesh Rear Door
882340	882357 Honeycomb Rear Door
882410	882407 Air-flow Rear Door

Feature :
The large vented holes can increase the higher ventilation of the cabinet , and providing the better dissipating-heat effect .The 3 mm tempered glass can provide the higher resistence of outside damages .The handle swing lock(patent) can provide more secure . It prevent the system from the unauthorized entering and damage . The doors can be swing up to 140° without taking them out.There are two way of open the rear door : right or left , dependent on your needs.

Meterial :
Thickness sheet steel & 3.0mm tempered glass & assembly parts

Finished :
Powder coating in RAL 7035(Beige) & RAL 9011(Black).

CLM Part No. Height	Width 600mm	Width 700mm	Width 800mm	Packing No.
12	882260-612	882260-712	882260-812	see E101 list 2
14	882260-614	882260-714	882260-814	see E101 list 2
16	882260-616	882260-716	882260-816	see E101 list 2
18	882260-618	882260-718	882260-818	see E101 list 2
21	882260-621	882260-721	882260-821	see E101 list 2
23	882260-623	882260-723	882260-823	see E101 list 2
25	882260-625	882260-725	882260-825	see E101 list 2
27	882260-627	882260-727	882260-827	882397-XXX
30	882260-630	882260-730	882260-830	882397-XXX
32	882260-632	882260-732	882260-832	882397-XXX
34	882260-634	882260-734	882260-834	882397-XXX
36	882260-636	882260-736	882260-836	882397-XXX
39	882260-639	882260-739	882260-839	882397-XXX
41	882260-641	882260-741	882260-841	882397-XXX
43	882260-643	882260-743	882260-843	882397-XXX
45	882260-645	882260-745	882260-845	882397-XXX
48	882260-648	882260-748	882260-848	882397-XXX

Color choose : Fill number 5, 1 in the Final
5 - RAL7035 Beige
1 - RAL9011 Black

Front Doors & Frames

1-3 R-shaped Mesh Front Door & Frame (CLM-882207/CLM-882400)

List1

Packing No. (12u~25u)	Model No. (Rear Part)
882243	882208 Fan-holes Rear Door
882293	882210 Air-flow Rear Door
882244	882271 Flat Rear Door
882295	882277 Mesh Rear Door
882341	882357 Honeycomb Rear Door

Feature :
The specific arc door is made by CLM .The 6Ø mm cycle holes can increase the higher ventilation of the cabinet about 80% of front surface, and providing the better dissipating-heat effect .Better ventilation of cabinet can keep the steadier of inner equipments .The handle swing lock(patent) can provide more secure . It prevent the system from the unauthorized entering and damage . The doors can be swing up to 140° without taking them out.There are two way of open the rear door : right or left , dependent on your needs.

Meterial :
Thickness Sheet steel punched with 6 ø round holes.with a swing handle Key-locks & assembly parts.

Finished :
powder coating in RAL7035(Beige) & RAL 9011(Black).

CLM Part No. Height	Width 600mm	Width 700mm	Width 800mm	Packing No.
12	882207-612	882207-712	882207-812	see E102 list 1
14	882207-614	882207-714	882207-814	see E102 list 1
16	882207-616	882207-716	882207-816	see E102 list 1
18	882207-618	882207-718	882207-818	see E102 list 1
21	882207-621	882207-721	882207-821	see E102 list 1
23	882207-623	882207-723	882207-823	see E102 list 1
25	882207-625	882207-725	882207-825	see E102 list 1
27	882207-627	882207-727	882207-827	882400-XXX
30	882207-630	882207-730	882207-830	882400-XXX
32	882207-632	882207-732	882207-832	882400-XXX
34	882207-634	882207-734	882207-834	882400-XXX
36	882207-636	882207-736	882207-836	882400-XXX
39	882207-639	882207-739	882207-839	882400-XXX
41	882207-641	882207-741	882207-841	882400-XXX
43	882207-643	882207-743	882207-843	882400-XXX
45	882207-645	882207-745	882207-845	882400-XXX
48	882207-648	882207-748	882207-848	882400-XXX

Color choose : Fill number 5, 1 in the Final
5 - RAL7035 Beige
1 - RAL9011 Black

1-4 Mesh Front Door & Frame (CLM-882279/CLM-882399)

List2

Packing No. (12u~25u)	Model No. (Rear Part)
882288	882208 Fan-holes Rear Door
882289	882210 Air-flow Rear Door
882290	882271 Flat Rear Door
882292	882277 Mesh Rear Door
882343	882357 Honeycomb Rear Door

Feature :
The 6Ø mm cycle holes can increase the higher ventilation of the cabinet about 75% of front surface, and providing the better dissipating-heat effect .Better ventilation of cabinet can keep the steadier of inner equipments .The handle swing lock(patent) can provide more secure . It prevent the system from the unauthorized entering and damage . The doors can be swing up to 140° without taking them out.There are two way of open the rear door : right or left , dependent on your needs.

Meterial : Sheet steel punched 6 Ø round holes.
With a swing handle Key-locks & assembly parts.

Finished : Powder coating in RAL7035(Beige) & RAL 9011(Black).

CLM Part No. Height	Width 600mm	Width 700mm	Width 800mm	Packing No.
12	882279-612	882279-712	882279-812	see E102 list 2
14	882279-614	882279-714	882279-814	see E102 list 2
16	882279-616	882279-716	882279-816	see E102 list 2
18	882279-618	882279-718	882279-818	see E102 list 2
21	882279-621	882279-721	882279-821	see E102 list 2
23	882279-623	882279-723	882279-823	see E102 list 2
25	882279-625	882279-725	882279-825	see E102 list 2
27	882279-627	882279-727	882279-827	882399-XXX
30	882279-630	882279-730	882279-830	882399-XXX
32	882279-632	882279-732	882279-832	882399-XXX
34	882279-634	882279-734	882279-834	882399-XXX
36	882279-636	882279-736	882279-836	882399-XXX
39	882279-639	882279-739	882279-839	882399-XXX
41	882279-641	882279-741	882279-841	882399-XXX
43	882279-643	882279-743	882279-843	882399-XXX
45	882279-645	882279-745	882279-845	882399-XXX
48	882279-648	882279-748	882279-848	882399-XXX

Color choose : Fill number 5, 1 in the Final
5 - RAL7035 Beige
1 - RAL9011 Black

Front Doors & Frames

1-5 Hexagular Vented Front Door & Frame (CLM-882359/CLM-882412)

List1

Packing No. (12u~25u)	Model No. (Rear Part)
882344	882208 Fan-holes Rear Door
882345	882210 Air-flow Rear Door
882346	882271 Flat Rear Door
882347	882277 Mesh Rear Door
882348	882357 Honeycomb Rear Door

Feature :
The hexagular holes can increase the higher ventilation of the cabinet about 80% of front surface, and providing the better dissipating-heat effect .Better ventilation of cabinet can keep the steadier of inner equipments .The handle swing lock(patent) can provide more secure . It prevent the system from the unauthorized entering and damage . The doors can be swing up to 140° without taking them out.There are two way of open the rear door : right or left , dependent on your needs.

Meterial :
Sheet steel punched hexagular holes. With a swing handle Key-locks & assembly parts.

Finished :
Powder coating in RAL7035(Beige) & RAL 9011(Black).

CLM Part No. Height	Width 600mm	Width 700mm	Width 800mm	Packing No.
12	882359-612	882359-712	882359-812	see E103 list 1
14	882359-614	882359-714	882359-814	see E103 list 1
16	882359-616	882359-716	882359-816	see E103 list 1
18	882359-618	882359-718	882359-818	see E103 list 1
21	882359-621	882359-721	882359-821	see E103 list 1
23	882359-623	882359-723	882359-823	see E103 list 1
25	882359-625	882359-725	882359-825	see E103 list 1
27	882359-627	882359-727	882359-827	882412-XXX
30	882359-630	882359-730	882359-830	882412-XXX
32	882359-632	882359-732	882359-832	882412-XXX
34	882359-634	882359-734	882359-834	882412-XXX
36	882359-636	882359-736	882359-836	882412-XXX
39	882359-639	882359-739	882359-839	882412-XXX
41	882359-641	882359-741	882359-841	882412-XXX
43	882359-643	882359-743	882359-843	882412-XXX
45	882359-645	882359-745	882359-845	882412-XXX
48	882359-648	882359-748	882359-848	882412-XXX

Color choose : Fill number 5, 1 in the Final
5 - RAL7035 Beige
1 - RAL9011 Black

1-6 Vented Tempered Glass Front Door & Frame (CLM-882422/CLM-882420)

List2

Packing No. (12u~25u)	Model No. (Rear Part)
	882208 Fan-holes Rear Door
	882210 Air-flow Rear Door
	882271 Flat Rear Door
	882277 Mesh Rear Door
	882357 Honeycomb Rear Door
882419	882408 Rear Door

Feature :
The large vented holes can increase the higher ventilation of the cabinet , and providing the better dissipating-heat effect .The 3 mm tempered glass can provide the higher resistence of outside damages .The handle swing lock(patent) can provide more secure . It prevent the system from the unauthorized entering and damage . The doors can be swing up to 140° without taking them out.There are two way of open the rear door : right or left , dependent on your needs.

Meterial :
Thickness sheet steel & 3.0mm tempered glass & assembly parts

Finished :
Powder coating in RAL 7035(Beige) & RAL 9011(Black).

CLM Part No. Height	Width 600mm	Width 700mm	Width 800mm	Packing No.
12	882422-612	882422-712	882422-812	see E103 list 2
14	882422-614	882422-714	882422-814	see E103 list 2
16	882422-616	882422-716	882422-816	see E103 list 2
18	882422-618	882422-718	882422-818	see E103 list 2
21	882422-621	882422-721	882422-821	see E103 list 2
23	882422-623	882422-723	882422-823	see E103 list 2
25	882422-625	882422-725	882422-825	see E103 list 2
27	882422-627	882422-727	882422-827	882420-XXX
30	882422-630	882422-730	882422-830	882420-XXX
32	882422-632	882422-732	882422-832	882420-XXX
34	882422-634	882422-734	882422-834	882420-XXX
36	882422-636	882422-736	882422-836	882420-XXX
39	882422-639	882422-739	882422-839	882420-XXX
41	882422-641	882422-741	882422-841	882420-XXX
43	882422-643	882422-743	882422-843	882420-XXX
45	882422-645	882422-745	882422-845	882420-XXX
48	882422-648	882422-748	882422-848	882420-XXX

Color choose : Fill number 5, 1 in the Final
5 - RAL7035 Beige
1 - RAL9011 Black

Front Doors & Frames

1-7 Side by side Tempered Glass Front Door & Frame (CLM-882511 / CLM-882530)

Feature :
There are two front doors with one frame , and the side by side doors can solve about half opening door space . The 3 mm tempered glass can provide the higher resistence of outside damages .The handle swing lock(patent) can provide more secure . It prevent the system from the unauthorized entering and damage . The doors can be swing up to 140° without taking them out.There are two way of open the rear door : right or left , dependent on your needs.

Meterial :
Thickness sheet steel & 3.0mm tempered glass & assembly parts

Finished :
Powder coating in RAL 7035(Beige) & RAL 9011(Black).

CLM Part No. Height	Width 600mm	Width 700mm	Width 800mm	Packing No.
43U	882511-643	882511-743	882511-843	882530-x43

Color choose : Fill number 5, 1 in the Final
5 - RAL7035 Beige
1 - RAL9011 Black

1-8 Side by side Mesh Front Door & Frame (CLM-882541 /CLM-882531)

Feature :
There are two front doors with one frame , and the side by side doors can solve about half opening door space . The vented 6 Ømm holes can increase the ventilation of the cabinet , and providing the better dissipating-heat effect .The 3mm tempered glass can provide the higher resistence of outside damages .The handle swing lock(patent) can provide more secure . It prevent the system from the unauthorized entering and damage . The doors can be swing up to 140° without taking them out.There are two way of open the rear door : right or left , dependent on your needs.

Meterial : Whilst simply pull downheet steel punched 6 Ø round holes.
With a swing handle Key-locks & assembly parts.

Finished : Powder coating in RAL7035(Beige) & RAL 9011(Black).

CLM Part No. Height	Width 600mm	Width 700mm	Width 800mm	Packing No.
43U	882541-643	882541-743	882541-843	882531-x43

Color choose : Fill number 5, 1 in the Final
5 - RAL7035 Beige
1 - RAL9011 Black

1-9 Two-doors Vented Tempered Glass Front Door& Frame (CLM-882480/CLM-882502)



Feature :
There are two front doors with one frame , but each door can be operated independent . The vented holes can increase the ventilation of the cabinet , and providing the better dissipating-heat effect .The 3mm tempered glass can provide the higher resistence of outside damages .The handle swing lock(patent) can provide more secure . It prevent the system from the unauthorized entering and damage . The doors can be swing up to 140° without taking them out.There are two way of open the rear door : right or left , dependent on your needs.

Meterial :
Thickness sheet steel & 3.0mm tempered glass & assembly parts

Finished :
Powder coating in RAL 7035(Beige) & RAL 9011(Black).

CLM Part No. Height	Width 600mm	Width 700mm	Width 800mm	Packing No.
43U	88480-643	88480-743	882480-843	882502-x43

Color choose : Fill number 5, 1 in the Final
5 - RAL7035 Beige
1 - RAL9011 Black

Front Doors & Frames

1-10 Three-doors Vented Tempered Glass Front Door& Frame (CLM-882473/CLM-882495)

Feature :
There are three front doors with one frame , but each door can be operated independent . The vented holes can increase the ventilation of the cabinet , and providing the better dissipating-heat effect .The 3mm tempered glass can provide the higher resistence of outside damages .The handle swing lock(patent) can provide more secure . It prevent the system from the unauthorized entering and damage . The doors can be swing up to 140° without taking them out.There are two way of open the rear door : right or left , dependent on your needs.

Meterial :
Thickness sheet steel & 3.0mm tempered glass & assembly parts

Finished :
Powder coating in RAL 7035(Beige) & RAL 9011(Black).

CLM Part No. Height	Width 600mm	Width 700mm	Width 800mm	Packing No.
43U	882473-643	8824734-743	882473-843	882495-x43

Color choose : Fill number 5, 1 in the Final
5 - RAL7035 Beige
1 - RAL9011 Black

1-11 Four-doors Vented Tempered Glass Front Door& Frame (CLM-882466/CLM-882488)

Feature :
There are four front doors with one frame , but each door can be operated independent . The vented holes can increase the ventilation of the cabinet , and providing the better dissipating-heat effect .The 3mm tempered glass can provide the higher resistence of outside damages .The handle swing lock(patent) can provide more secure . It prevent the system from the unauthorized entering and damage . The doors can be swing up to 140° without taking them out.There are two way of open the rear door : right or left , dependent on your needs.

Meterial :
Thickness sheet steel & 3.0mm tempered glass & assembly parts

Finished :
Powder coating in RAL 7035(Beige) & RAL 9011(Black).

CLM Part No. Height	Width 600mm	Width 700mm	Width 800mm	Packing No.
43U	882466-643	882466-743	882466-843	882488-x43

Color choose : Fill number 5, 1 in the Final
5 - RAL7035 Beige
1 - RAL9011 Black

1-12 Specific Vented Tempered Glass Front Door & Frame (CLM-882525/CLM-882527)

Feature :
The vented holes can increase the ventilation of the cabinet , and providing the better dissipating-heat effect .The 3mm tempered glass can provide the higher resistence of outside damages .The handle swing lock(patent) can provide more secure . It prevent the system from the unauthorized entering and damage . The doors can be swing up to 140° without taking them out.There are two way of open the rear door : right or left , dependent on your needs.

Meterial :
Thickness sheet steel & 3.0mm tempered glass & assembly parts

Finished :
Powder coating in RAL 7035(Beige) & RAL 9011(Black).

CLM Part No. Height	Width 600mm	Width 700mm	Width 800mm	Packing No.
xxU	882525-6xx	882525-7xx	882525-8xx	882527-xxx

Color choose : Fill number 5, 1 in the Final
5 - RAL7035 Beige
1 - RAL9011 Black

Rear Doors & Frames

2.Rear Doors & Frames

2-1 Fan-vented Rear Door & Frame(Cycle Lock) (CLM-882208/CLM-882391)

standard

Optional with 6 fans.

Feature :
The fan-vented on each piece can accommodate six fans for increasing the ventilation of the cabinet , and providing the better dissipating-heat effect . It prevent the system from the unauthorized entering and damage and provide the flat surface for wall if you need . The doors can be swing up to 140° without taking them out.There are two way of open the rear door : right or left , dependent on your needs.

Meterial :
Thickness sheet steel with 3 bolts &assembly parts.

Finished :
Powder coating in RAL7035(beige) & RAL 9011(black).

CLM Part No. Height	Width 600mm	Width 700mm	Width 800mm	Packing No.
12	882208-612	882208-712	882208-812	see E104 list 1
14	882208-614	882208-714	882208-814	see E104 list 1
16	882208-616	882208-716	882208-816	see E104 list 1
18	882208-618	882208-718	882208-818	see E104 list 1
21	882208-621	882208-721	882208-821	see E104 list 1
23	882208-623	882208-723	882208-823	see E104 list 1
25	882208-625	882208-725	882208-825	see E104 list 1
27	882208-627	882208-727	882208-827	882391-XXX
30	882208-630	882208-730	882208-830	882391-XXX
32	882208-632	882208-732	882208-832	882391-XXX
34	882208-634	882208-734	882208-834	882391-XXX
36	882208-636	882208-736	882208-836	882391-XXX
39	882208-639	882208-739	882208-839	882391-XXX
41	882208-641	882208-741	882208-841	882391-XXX
43	882208-643	882208-743	882208-843	882391-XXX
45	882208-645	882208-745	882208-845	882391-XXX
48	882208-648	882208-748	882208-848	882391-XXX

Color choose : Fill number 5, 1 in the Final
5 - RAL7035 Beige
1 - RAL9011 Black

List1

Packing No. (12u~25u)	Model No. (Rear Part)
882240	882203 Glass Front Door
882239	882260 Vented Glass Door
882243	882207 R-shaped Front Door
882288	882279 Mesh Front Door
882344	882359 Honeycomb Front Door

2-2 Flat Rear Door & Frame(Cycle Lock) (CLM-882271/CLM-882393)

Feature :
The flat rear door can provide the highest security of rear side of the cabinet. The door can keep the damage out and prevent the unauthorized entering and keep the system running in steady environment .The cycle lock provide a security and flat surface of the rear cabinet . It prevent the system from the unauthorized entering and damage and provide the flat surface for wall if you need . The doors can be swing up to 140° without taking them out.There are two way of open the rear door : right or left , dependent on your needs.

Meterial :
Thickness sheet steel with cycle- lock & assembly parts.

Finished :
Powder coating in RAL7035(beige) & RAL 9011(black).

CLM Part No. Height	Width 600mm	Width 700mm	Width 800mm	Packing No.
12	882271-612	882271-712	882271-812	see E104 list 2
14	882271-614	882271-714	882271-814	see E104 list 2
16	882271-616	882271-716	882271-816	see E104 list 2
18	882271-618	882271-718	882271-818	see E104 list 2
21	882271-621	882271-721	882271-821	see E104 list 2
23	882271-623	882271-723	882271-823	see E104 list 2
25	882271-625	882271-725	882271-825	see E104 list 2
27	882271-627	882271-727	882271-827	882393-XXX
30	882271-630	882271-730	882271-830	882393-XXX
32	882271-632	882271-732	882271-832	882393-XXX
34	882271-634	882271-734	882271-834	882393-XXX
36	882271-636	882271-736	882271-836	882393-XXX
39	882271-639	882271-739	882271-839	882393-XXX
41	882271-641	882271-741	882271-841	882393-XXX
43	882271-643	882271-743	882271-843	882393-XXX
45	882271-645	882271-745	882271-845	882393-XXX
48	882271-648	882271-748	882271-848	882393-XXX

Color choose : Fill number 5, 1 in the Final
5 - RAL7035 Beige
1 - RAL9011 Black

List2

Packing No. (12u~25u)	Model No. (Rear Part)
882242	882203 Glass Front Door
882241	882260 Vented Glass Door
882244	882207 R-shaped Front Door
882290	882279 Mesh Front Door
882346	882359 Honeycomb Front Door

Rear Doors & Frames

2-3 Air-flow & Fan-vented Rear Door & Frame (CLM-882210/CLM-882392)

Optional with 6 fans.

Feature :
The fan-vented on each piece can accommodate six fans for increasing the ventilation of the cabinet , and providing the better dissipating-heat effect . Cold air is coming from the vented air-flow hole of bottom of rear panel and hot air can be discharged out from top .The cycle lock provide a security and flat surface of the rear cabinet . It prevent the system from the unauthorized entering and damage and provide the flat surface for wall if you need . The doors can be swing up to 140° without taking them out.There are two way of open the rear door : right or left , dependent on your needs.

Meterial :
Thickness sheet steel with 3 bolts &assembly parts.

Finished :
Powder coating in RAL7035(beige) & RAL 9011(black).

CLM Part No. Height	Width 600mm	Width 700mm	Width 800mm	Packing No.
12	882210-612	882210-712	882210-812	see E105 list 1
14	882210-614	882210-714	882210-814	see E105 list 1
16	882210-616	882210-716	882210-816	see E105 list 1
18	882210-618	882210-718	882210-818	see E105 list 1
21	882210-621	882210-721	882210-821	see E105 list 1
23	882210-623	882210-723	882210-823	see E105 list 1
25	882210-625	882210-725	882210-825	see E105 list 1
27	882210-627	882210-727	882210-827	882392-XXX
30	882210-630	882210-730	882210-830	882392-XXX
32	882210-632	882210-732	882210-832	882392-XXX
34	882210-634	882210-734	882210-834	882392-XXX
36	882210-636	882210-736	882210-836	882392-XXX
39	882210-639	882210-739	882210-839	882392-XXX
41	882210-641	882210-741	882210-841	882392-XXX
43	882210-643	882210-743	882210-843	882392-XXX
45	882210-645	882210-745	882210-845	882392-XXX
48	882210-648	882210-748	882210-848	882392-XXX

List1

Packing No. (12u~25u)	Model No. (Rear Part)
882358	882203 Glass Front Door
882282	882260 Vented Glass Door
882293	882207 R-shaped Front Door
882289	882279 Mesh Front Door
882345	882359 Honeycomb Front Door

Color choose : Fill number 5, 1 in the Final
5 - RAL7035 Beige
1 - RAL9011 Black

2-4 Mesh Rear Door & Frame (Cycle Lock) (CLM-882277/CLM-882395)

Feature :
The 6 Ømm vented holes can provide the ventilation about 75% surface , and keep the appropriate temperature of operating system behind the cabinet from shut-down due to hot environment .The cycle lock provide a security and flat surface of the rear cabinet . It prevent the system from the unauthorized entering and damage and provide the flat surface for wall if you need . The doors can be swing up to 140° without taking them out. There are two way of open the rear door : right or left , dependent on your needs.

Meterial :
Sheet steel punched 6 Ø round holes. With a swing handle Key-locks & assembly parts.

Finished :
Powder coating in RAL7035(Beige) & RAL 9011(Black).

CLM Part No. Height	Width 600mm	Width 700mm	Width 800mm	Packing No.
12	882277-612	882277-712	882277-812	see E105 list 2
14	882277-614	882277-714	882277-814	see E105 list 2
16	882277-616	882277-716	882277-816	see E105 list 2
18	882277-618	882277-718	882277-818	see E105 list 2
21	882277-621	882277-721	882277-821	see E105 list 2
23	882277-623	882277-723	882277-823	see E105 list 2
25	882277-625	882277-725	882277-825	see E105 list 2
27	882277-627	882277-727	882277-827	882395-XXX
30	882277-630	882277-730	882277-830	882395-XXX
32	882277-632	882277-732	882277-832	882395-XXX
34	882277-634	882277-734	882277-834	882395-XXX
36	882277-636	882277-736	882277-836	882395-XXX
39	882277-639	882277-739	882277-839	882395-XXX
41	882277-641	882277-741	882277-841	882395-XXX
43	882277-643	882277-743	882277-843	882395-XXX
45	882277-645	882277-745	882277-845	882395-XXX
48	882277-648	882277-748	882277-848	882395-XXX

List2

Packing No. (12u~25u)	Model No. (Rear Part)
882281	882203 Glass Front Door
882284	882260 Vented Glass Door
882295	882207 R-shaped Front Door
882292	882279 Mesh Front Door
882347	882359 Honeycomb Front Door

Color choose : Fill number 5, 1 in the Final
5 - RAL7035 Beige
1 - RAL9011 Black

Rear Doors & Frames

2-5 Hexagular Vented Rear Door & Frame(Cycle Lock) (CLM-882335/CLM-882413)



Feature :
The hexagular vented holes can provide the ventilation about 80% surface , and keep the appropriate temperature of operating system behind the cabinet from shut-down due to hot environment .The cycle lock provide a security and flat surface of the rear cabinet . It prevent the system from the unauthorized entering and damage and provide the flat surface for wall if you need . The doors can be swing up to 140° without taking them out. There are two way of open the rear door : right or left , dependent on your needs.

Meterial :
Sheet steel punched holes. With a swing handle Key-locks & assembly parts.

Finished :
Powder coating in RAL7035(Beige) & RAL 9011(Black).

List1

Packing No. (12u~25u)	Model No. (Rear Part)
882336	882203 Glass Front Door
882340	882260 Vented Glass Door
882341	882207 R-shaped Front Door
882341	882279 Mesh Front Door
882348	882359 Honeycomb Front Door

CLM Part No. Height	Width 600mm	Width 700mm	Width 800mm	Packing No.
12	882357-612	882357-712	882357-812	see E106 list 1
14	882357-614	882357-714	882357-814	see E106 list 1
16	882357-616	882357-716	882357-816	see E106 list 1
18	882357-618	882357-718	882357-818	see E106 list 1
21	882357-621	882357-721	882357-821	see E106 list 1
23	882357-623	882357-723	882357-823	see E106 list 1
25	882357-625	882357-725	882357-825	see E106 list 1
27	882357-627	882357-727	882357-827	882413-XXX
30	882357-630	882357-730	882357-830	882413-XXX
32	882357-632	882357-732	882357-832	882413-XXX
34	882357-634	882357-734	882357-834	882413-XXX
36	882357-636	882357-736	882357-836	882413-XXX
39	882357-639	882357-739	882357-839	882413-XXX
41	882357-641	882357-741	882357-841	882413-XXX
43	882357-643	882357-743	882357-843	882413-XXX
45	882357-645	882357-745	882357-845	882413-XXX
48	882357-648	882357-748	882357-848	882413-XXX

Color choose : Fill number 5, 1 in the Final
5 - RAL7035 Beige
1 - RAL9011 Black

2-6 Air-flow & Fan-vented Rear Door & Frame(Cycle Lock) (CLM-882407/CLM-882409)

standard

Feature :
The fan-vented on each piece can accommodate six fans for increasing the ventilation of the cabinet , and providing the better dissipating-heat effect . Cold air is coming from the vented air-flow hole of bottom of rear panel and hot air can be discharged out from top .The cycle lock provide a security and flat surface of the rear cabinet . It prevent the system from the unauthorized entering and damage and provide the flat surface for wall if you need . The doors can be swing up to 140° without taking them out.There are two way of open the rear door : right or left , dependent on your needs.

Meterial :
Thickness sheet steel with 3 bolts &assembly parts.

Finished :
Powder coating in RAL7035(beige) & RAL 9011(black).

CLM Part No. Height	Width 600mm	Width 700mm	Width 800mm	Packing No.
12	882407-612	882407-712	882407-812	see E105 list 1
14	882407-614	882407-714	882407-814	see E105 list 1
16	882407-616	882407-716	882407-816	see E105 list 1
18	882407-618	882407-718	882407-818	see E105 list 1
21	882407-621	882407-721	882407-821	see E105 list 1
23	882407-623	882407-723	882407-823	see E105 list 1
25	882407-625	882407-725	882407-825	see E105 list 1
27	882407-627	882407-727	882407-827	882409-XXX
30	882407-630	882407-730	882407-830	882409-XXX
32	882407-632	882407-732	882407-832	882409-XXX
34	882407-634	882407-734	882407-834	882409-XXX
36	882407-636	882407-736	882407-836	882409-XXX
39	882407-639	882407-739	882407-839	882409-XXX
41	882407-641	882407-741	882407-841	882409-XXX
43	882407-643	882407-743	882407-843	882409-XXX
45	882407-645	882407-745	882407-845	882409-XXX
48	882407-648	882407-748	882407-848	882409-XXX

List1

Packing No. (12u~25u)	Model No. (Rear Part)
	882203 Glass Front Door
	882260 Vented Glass Door
	882207 R-shaped Front Door
	882279 Mesh Front Door
	882359 Honeycomb Front Door
882419	882423 Vented Front Door

Color choose : Fill number 5, 1 in the Final
5 - RAL7035 Beige
1 - RAL9011 Black

Rear Doors & Frames

2-7 Side by Side Air-flow & Fan-vented Rear Door& Frame (CLM-882540/CLM-882533)

Feature :
The fan-vented on each piece can accommodate two fans for increasing the ventilation of the cabinet , and providing the better dissipating-heat effect . Cold air is coming from the vented air-flow hole of bottom of rear panel and hot air can be discharged out from top .The cycle lock provide a security and flat surface of the rear cabinet . It prevent the system from the unauthorized entering and damage and provide the flat surface for wall if you need . The doors can be swing up to 140° without taking them out.

Meterial :
Thickness sheet steel with 3 bolts &assembly parts.

Finished :
Powder coating in RAL7035(beige) & RAL 9011(black).

CLM Part No. Height	Width 600mm	Width 700mm	Width 800mm	Packing No.
43	882540-643	882540-743	882540-843	882533-x43

Color choose : Fill number 5, 1 in the Final
5 - RAL7035 Beige
1 - RAL9011 Black

2-8 Multi-doors Fan-vented Rear Door & Frame (CLM-882472/CLM-882494)

Feature :
The fan-vented on each piece can accommodate two fans for increasing the ventilation of the cabinet , and providing the better dissipating-heat effect . Cold air is coming from the fans of bottom of rear panel and hot air can be discharged out from top .The cycle lock provide a security and flat surface of the rear cabinet . It prevent the system from the unauthorized entering and damage and provide the flat surface for wall if you need . The doors can be swing up to 140° without taking them out. There are two way of open the rear door : right or left , dependent on your needs.

Meterial :
Thickness sheet steel & 3.0mm tempered glass & assembly parts

Finished :
Powder coating in RAL 7035(Beige) & RAL 9011(Black).

CLM Part No. Height	Width 600mm	Width 700mm	Width 800mm	Packing No.
43	882480-643	882480-743	8822480-843	882502-x43

Color choose : Fill number 5, 1 in the Final
5 - RAL7035 Beige
1 - RAL9011 Black

CLM-882486 / CLM-882508



CLM-882479 / CLM-882501



Mounting Angles & Castors

2-6 F-shaped Mounting Angles (CLM-612553)



612590-00

Feature :
The F-shaped mounting angles are punched with square holes on a 25mm DIN 43660 pitch pattern.And it 's directly attached to 600mm(W), 700mm(W), 800mm(W), so that cabinet's main frame for mounting slide-in 19" rack mounted components. Comes with 2 or 3 pair of depth stays on right & left side adjustable for irregular length 19" rackmounted components.
Meterial : Thickness Sheet steel.
Finished : Zinc- Plated.
Supply Included:
8 x washers of F-shaped mounting angles "CLM-612590-00"
16 x screws 12#24 "CLM-662056"
25/50 x screws "CLM-662009-12"
25/50 x cage nut M6 "CLM-882003-06"

CLM Part No. Height		Packing Number
12	612553-12	4
14	612553-14	4
16	612553-16	4
18	612553-18	4
21	612553-21	4
23	612553-23	4
25	612553-25	4
27	612553-27	4
30	612553-30	4

CLM Part No. Height		Packing Number
32	612553-32	4
34	612553-34	4
36	612553-36	4
39	612553-39	4
41	612553-41	4
43	612553-43	4
45	612553-45	4
48	612553-48	4

2-7 Castors & Leveling Feet

Castors (CLM-662132)

662132(12U~24U)

662131

For problem-free location changes.
Dimension: Height in 65mm
Load capacity per castor:
25 kg static load
Supply Included :
8 x screws 12#24 "CLM-662056-10"



CLM Part No.	Bracker	Packing No.	Number	For Model No.
662132-00	No	882349-00	4	CLM-24xxx (Height=12u~24u)
662131-00	Yes	882350-00	2	CLM-232xx (Front Plinth)

Rigid Castor (CLM-662134)



For problem-free location changes.

Load capacity per castor:
50 kg static load
Supply Included :
8 x screws 12#24 "CLM-662056-10"

CLM Part No.	Bracker	Packing No.	Number	For Model No.
662134-00	No	882349-00	4	

Castors & Leveling Feet

Leveling Feet (CLM-662031)

12U~24U

Leveling feet with large footprint protect floor surfaces against damage and accommodate uneven floor surfaces.

Load capacity per leveling foot :
300 Kg static load



CLM Part No.	Leight	Packing No.	Number	For Model No.
662134-80	80mm	882349-00	4	CLM-24xxx(12u~24u)

High-loading Castor (CLM-662030)

25U~48U

For problem-free location changes.M12 fixed thread.

Load capacity per castor:
200 Kg static load
Overall height: 100mm

CLM Part No.	Bracker	Packing No.	Number	For Model No.
662030-7538	No	882373-00	4	CLM-24xxx (25u~48u)

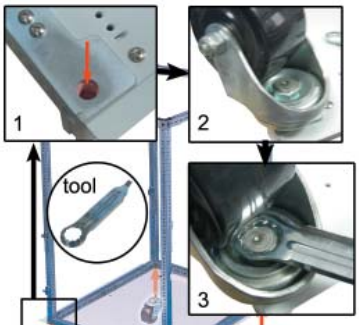

Leveling Feet (CLM-882214)

25U~48U

Leveling feet with large footprint protect floor surfaces against damage and accommodate uneven floor surfaces.

Load capacity per leveling foot: :
200 Kg static load
Supply Included :
8 x screws 12#24 " CLM-662056-10 "



CLM Part No.	Number	For Model No.
882214-00	4	CLM-24xxx (25u~48u)

Castor (CLM-662129)

Optional



For problem-free location changes.
M12 fixed thread.

Load capacity per castor:
25 kg static load

CLM Part No.	Bracker	
662129-00	Yes	(Optioanl Accessory)
662130-00	No	(Optioanl Accessory)

Roof Panel Variants

3.Roof Panel Variants

Model No.	CLM-882216	CLM-882217	CLM-882309	CLM-882230	CLM-882233
CLM-882213					
	882237	882238	882311	882236	882310
	882251	882249	882313	882250	882312
CLM-882234					

Triangular Fixity(CLM-612542)

Feature :
It's fixed on the corner of roof main frame .Bevel roof panels are fastened on these.
Meterial : Thickness Sheet steel.
Finished : Zinc- Plated.
Supply Included : 8 x screws M6 "CLM-662056-10"
P.S. It is the accessory for bevel roof panel .

CLM Part No.	Number	For Model No.	For Roof Panel
612542-00	4	CLM-24xxx	Bevel Roof Panel

Crossbeam (CLM-882205)

3-1 Flat Bevel Roof Panel (Height=18mm) (CLM-882216)



Assembly use screws No."662056"

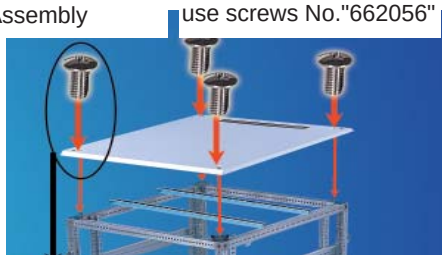

Feature :
The bevel roof panel can increase the good outlooking. The cable entry on the rear panel can input cable into the cabinet and protect cables from scratching
Meterial : Thickness sheet steel.
Fan Panel : No.
Finished : Powder coating in color RAL7035(Beige) or RAL9011(Black).
Supply Included :
2 x Crossbeams "CLM-882205" 4 x fixers of roof panel "CLM-612542"
1 x cover plate"CLM-612021" 4 x screws 12#24 "CLM-662056"
8 x screws M5 "CLM-662055" 8 x screws M6 "CLM-662025"
1 x hexagon spanner "CLM-662100-06"

CLM Part No. Lenght	Width 600mm	Width 700mm	Width 800mm
300	882216-630	882216-730	882216-830
350	882216-635	882216-735	882216-835
400	882216-640	882216-740	882216-840
450	882216-645	882216-745	882216-845
500	882216-650	882216-750	882216-850
550	882216-655	882216-755	882216-855
600	882216-660	882216-760	882216-860
650	882216-665	882216-765	882216-865
700	882216-670	882216-770	882216-870
750	882216-675	882216-775	882216-875
800	882216-680	882216-780	882216-880
850	882216-685	882216-785	882216-885
900	882216-690	882216-790	882216-890
950	882216-695	882216-795	882216-895
1000	882216-6100	882216-7100	882216-8100
1050	882216-6105	882216-7105	882216-8105
1100	882216-6110	882216-7110	882216-8110
1150	882216-6115	882216-7115	882216-8115
1200	882216-6120	882216-7120	882216-8120

If the depth is over 900mm and height is lower 34U

612490 U-shaped stay

Optional Accessories:



Eye bolts M12 Thread.

882364-8039
Brush Strip

Color choose : Fill number 5, 1 in the Final
5 - RAL7035 Beige
1 - RAL9011 Black

Roof Panel Variants

3-2 Flat Roof Panel (Height=2.4mm) (CLM-882217)



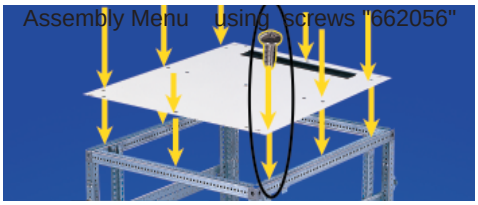

Feature :
The flat roof panel can improve the security of roof and keep the dust out and also can put some light-loading on it . The cable entry on the rear panel can input cable into the cabinet and protect cables from scratching
Meterial : Thickness sheet steel.
Fan Panel : No.
Finished : Powder coating in color RAL7035(Beige) or RAL9011(Black).
Supply Included :
2 x Crossbeams "CLM-882205" 1 x cover plate"CLM-612021"
8 x screws 12#24 "CLM-662056" 8 x screws M6 "CLM-662025"
1 x hexagon spanner "CLM-662100-06"

CLM Part No. Lenght	Width 600mm	Width 700mm	Width 800mm
300	882217-630	882217-730	882217-830
350	882217-635	882217-735	882217-835
400	882217-640	882217-740	882217-840
450	882217-645	882217-745	882217-845
500	882217-650	882217-750	882217-850
550	882217-655	882217-755	882217-855
600	882217-660	882217-760	882217-860
650	882217-665	882217-765	882217-865
700	882217-670	882217-770	882217-870
750	882217-675	882217-775	882217-875
800	882217-680	882217-780	882217-880
850	882217-685	882217-785	882217-885
900	882217-690	882217-790	882217-890
950	882217-695	882217-795	882217-895
1000	882217-6100	882217-7100	882217-8100
1050	882217-6105	882217-7105	882217-8105
1100	882217-6110	882217-7110	882217-8110
1150	882217-6115	882217-7115	882217-8115
1200	882217-6120	882217-7120	882217-8120

If the depth is over 900mm and height is lower 34U

612490 U-shaped stay

Optional Accessories:

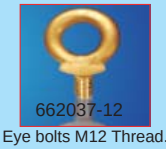
662037-12
Eye bolts M12 Thread.

882364-8039
Brush Strip

Color choose : Fill number 5, 1 in the Final
5 - RAL7035 Beige
1 - RAL9011 Black

3-3 Vented Roof Panel (Height=18mm)(CLM-882309)

Feature :
The vented roof panel can improve ventilation system. The cable entry on the rear panel can input cable into the cabinet and protect cables from scratching
Meterial : Thickness sheet steel.
Fan Panel : Yes.
Finished : Powder coating in color RAL7035(Beige) or RAL9011(Black).
Supply included :
2 x Crossbeams "CLM-882205" 4 x fixers of roof panel "CLM-612542"
1 x cover plate"CLM-612021" 4 x screws 12#24 "CLM-662056"
8 x screws M5 "CLM-662055" 8 x screws M6 "CLM-662025"
1 x hexagon spanner "CLM-662100-06"

CLM Part No. Lenght	Width 600mm	Width 700mm	Width 800mm
300	882309-630	882309-730	882309-830
350	882309-635	882309-735	882309-835
400	882309-640	882309-740	882309-840
450	882309-645	882309-745	882309-845
500	882309-650	882309-750	882309-850
550	882309-655	882309-755	882309-855
600	882309-660	882309-760	882309-860
650	882309-665	882309-765	882309-865
700	882309-670	882309-770	882309-870
750	882309-675	882309-775	882309-875
800	882309-680	882309-780	882309-880
850	882309-685	882309-785	882309-885
900	882309-690	882309-790	882309-890
950	882309-695	882309-795	882309-895
1000	882309-6100	882309-7100	882309-8100
1050	882309-6105	882309-7105	882309-8105
1100	882309-6110	882309-7110	882309-8110
1150	882309-6115	882309-7115	882309-8115
1200	882309-6120	882309-7120	882309-8120

If the depth is over 900mm and height is lower 34U

612490 U-shaped stay

Optional Accessories:

882219 fan panel variants


662037-12
Eye bolts M12 Thread.

882364-8039
Brush Strip

Color choose : Fill number 5, 1 in the Final
5 - RAL7035 Beige
1 - RAL9011 Black

Roof Panel Variants

3-4 Fan-vented Bevel Roof Panel (Height=18mm)(CLM-882230)

Feature :
The fan fixed on the roof panel can improve ventilation system . The cable entry on the rear panel can input cable into the cabinet and protect cables from scratching . The amount of fans optional is dependent on depth of the roof panel ,see below .

Meterial : Thickness sheet steel.

Fan Panel : No.

Finished : Powder coating in color RAL7035(Beige) or RAL9011(Black).

Supply included :

2 x Crossbeams "CLM-882205"
1 x cover plate"CLM-612021"
8 x screws M5 "CLM-662055"
1 x hexagon spanner "CLM-662100-06"
4 x fixers of roof panel "CLM-612542"
4 x screws 12#24 "CLM-662056"
8 x screws M6 "CLM-662025"

Assembly Menu use screws No. "662056"

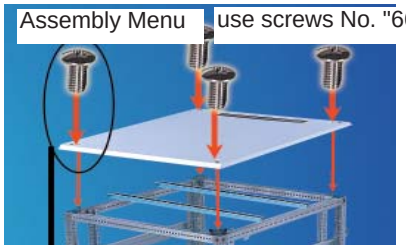

D=300mm~550mm



D=800mm~950mm



D=600mm~750mm



D=1000mm~1200mm



CLM Part No. Lenght	Width 600mm	Width 700mm	Width 800mm
300	882230-630	882230-730	882230-830
350	882230-635	882230-735	882230-835
400	882230-640	882230-740	882230-840
450	882230-645	882230-745	882230-845
500	882230-650	882230-750	882230-850
550	882230-655	882230-755	882230-855
600	882230-660	882230-760	882230-860
650	882230-665	882230-765	882230-865
700	882230-670	882230-770	882230-870
750	882230-675	882230-775	882230-875
800	882230-680	882230-780	882230-880
850	882230-685	882230-785	882230-885
900	882230-690	882230-790	882230-890
950	882230-695	882230-795	882230-895
1000	882230-6100	882230-7100	882230-8100
1050	882230-6105	882230-7105	882230-8105
1100	882230-6110	882230-7110	882230-8110
1150	882230-6115	882230-7115	882230-8115
1200	882230-6120	882230-7120	882230-8120

Color choose : Fill number 5, 1 in the Final
5 - RAL7035 Beige
1 - RAL9011 Black

If the depth is over 900mm and height is lower 34U

612490 U-shaped stay

Optional Accessories:

882138 fans

662037-12
Eye bolts M12 Thread.

882364-8039
Brush Strip

Roof Panel Variants

3-5 Bevel Roof Panel with fans (Height=18mm)(CLM-882233)



Feature :
The fan fixed on the roof panel can improve ventilation system . The cable entry on the rear panel can input cable into the cabinet and protect cables from scratching .
Meterial : Thickness sheet steel.
Fan Panel : No.
Finished : Powder coating in color RAL7035(Beige) or RAL9011(Black).
Supply included :
2 x Crossbeams "CLM-882205"
1 x cover plate"CLM-612021"
8 x screws M5 "CLM-662055"
1 x hexagon spanner "CLM-662100-06"
4 x fixers of roof panel "CLM-612542"
4 x screws 12#24 "CLM-662056"
8 x screws M6 "CLM-662025"

CLM Part No. Lenght	Width 600mm	Width 700mm	Width 800mm
300	882233-630	882233-730	882233-830
350	882233-635	882233-735	882233-835
400	882233-640	882233-740	882233-840
450	882233-645	882233-745	882233-845
500	882233-650	882233-750	882233-850
550	882233-655	882233-755	882233-855
600	882233-660	882233-760	882233-860
650	882233-665	882233-765	882233-865
700	882233-670	882233-770	882233-870
750	882233-675	882233-775	882233-875
800	882233-680	882233-780	882233-880
850	882233-685	882233-785	882233-885
900	882233-690	882233-790	882233-890
950	882233-695	882233-795	882233-895
1000	882233-6100	882233-7100	882233-8100
1050	882233-6105	882233-7105	882233-8105
1100	882233-6110	882233-7110	882233-8110
1150	882233-6115	882233-7115	882233-8115
1200	882233-6120	882233-7120	882233-8120

If the depth is over 900mm and height is lower 34U

612490 U-shaped stay

Optional Accessories:

882138 fans


662037-12
Eye bolts M12 Thread.

882364-8039
Brush Strip

Color choose : Fill number 5, 1 in the Final
5 - RAL7035 Beige
1 - RAL9011 Black

No Fan Roof panel



Set fans

Tool



Find out convex points



To cut 4 convex points off.

To appear an empty fan-hole for setting a fan

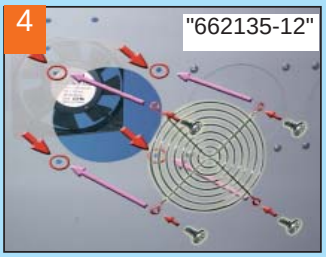

To screw a fan, a fan guard and roof panel by 4 points



To screw a fan, and a fan guard by 4 points



Completlly View

Plinth Variants

4.Plinth

4-1 Flat Plith with Brush Strip (CLM-882213)

Depth 300mm~850mm



Depth 900mm~1200mm

Feature :
The bottom plate can protect the damage from the ground . The cable entry on the bottom plate with 60cm depth can cross in many cables and protect the cable from scatching .
Meterial : Thickness sheet steel.
Finished : Powder coating in color RAL7035(Beige) or RAL9011(Black).
Supply Included :
2 x crossbeams "CLM-882205"
1 x brush strip "CLM-882364"
32 x screws "CLM-662125"
3 x dividing pieces "CLM-612546"
28 x screws 12#24 "CLM-662056"

CLM Part No. Lenght	Width 600mm	Width 700mm	Width 800mm
300	882213-630	882213-730	882213-830
350	882213-635	882213-735	882213-835
400	882213-640	882213-740	882213-840
450	882213-645	882213-745	882213-845
500	882213-650	882213-750	882213-850
550	882213-655	882213-755	882213-855
600	882213-660	882213-760	882213-860
650	882213-665	882213-765	882213-865
700	882213-670	882213-770	882213-870
750	882213-675	882213-775	882213-875
800	882213-680	882213-780	882213-880
850	882213-685	882213-785	882213-885
900	882213-690	882213-790	882213-890
950	882213-695	882213-795	882213-895
1000	882213-6100	882213-7100	882213-8100
1050	882213-6105	882213-7105	882213-8105
1100	882213-6110	882213-7110	882213-8110
1150	882213-6115	882213-7115	882213-8115
1200	882213-6120	882213-7120	882213-8120

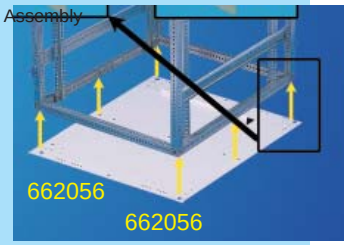

Color choose : Fill number 5, 1 in the Final
5 - RAL7035 Beige
1 - RAL9011 Black

4-2 Empty Plinth (CLM-882234)

Feature :
The empty plinth is used for a good deal of cable entering into the cabinet . The L-shaped shelves is made for standing the side panels . There are two kide of optional vented panels of the plinth can protect the cable under the bottom plate
Meterial : Thickness sheet steel.
Finished :
Powder coating in color RAL7035(beige) or RAL9011(black).
Supply Included :
2 x crossbeams "CLM-882205"
32 x screws "CLM-662125"
25 x screws 12#24 "CLM-662056"

CLM Part No. Lenght	Width 600mm	Width 700mm	Width 800mm
300	882234-630	882234-730	882234-830
350	882234-635	882234-735	882234-835
400	882234-640	882234-740	882234-840
450	882234-645	882234-745	882234-845
500	882234-650	882234-750	882234-850
550	882234-655	882234-755	882234-855
600	882234-660	882234-760	882234-860
650	882234-665	882234-765	882234-865
700	882234-670	882234-770	882234-870
750	882234-675	882234-775	882234-875
800	882234-680	882234-780	882234-880
850	882234-685	882234-785	882234-885
900	882234-690	882234-790	882234-890
950	882234-695	882234-795	882234-895
1000	882234-6100	882234-7100	882234-8100
1050	882234-6105	882234-7105	882234-8105
1100	882234-6110	882234-7110	882234-8110
1150	882234-6115	882234-7115	882234-8115
1200	882234-6120	882234-7120	882234-8120

Optional Accessories:



882367 &882368
Vented panels of plinth

Color choose : Fill number 5, 1 in the Final
5 - RAL7035 Beige
1 - RAL9011 Black

Roof & Plinth Accessories

4-3 Fixity (CLM-612769)



Feature :
The fixity is used for dividing the cable entering into the cabinet from outside , and also can fix the cable on it by string .
Meterial : Sheet steel.
Finished : Zinc Plated

CLM Part No.	Number	For Model No.
612769-00	3	CLM-24xxx

4-4 U-shaped Stays (CLM-612643)



Assembly



Feature :
It's fixed on the main frame to increase the strenth and steadiness of loading on the roof .
Meterial : Sheet steel.
Finished : Zinc Plated.

CLM Part No.	Number	For Model No.
612643-60	1	CLM-24xxx (Deeper than 900mm)
612643-70	1	CLM-24xxx (Deeper than 900mm)
612643-80	1	CLM-24xxx (Deeper than 900mm)

4-5 Crossbeam (CLM-612537)

Feature :
It's fixed on the main frame to increase the strenth and steadiness of loading on the roof or plinth .
Meterial : sheet steel.
Finished :
Powder coating in color RAL 7035(beige) or RAL9011(black).

CLM Part No.	Number	For Model No.
612537-60	1	CLM-24xxx (Deeper than 900mm)
612537-70	1	CLM-24xxx (Deeper than 900mm)
612537-80	1	CLM-24xxx (Deeper than 900mm)

Color choose : Fill number 5, 1 in the Final
5 - RAL7035 Beige
1 - RAL9011 Black

CLM-612641

D.I.Y. Menu



Side Panel

5.Side Panel (CLM-882212)

Dimensions :

Depth(mm):300,350,400,450,500,550,600,650,700,750,800,850,
900,950,1000,1050,1100,1150,1200.

Height(U):12U~48U

Feature :

Two cycle locks on each side panel can made the side of cabinet more securer and prevent from unauthorized entering .The way of stand it made by two points on the pinth and can save the operation space by taking it out instead of swing it .

Meterial : Thickness sheet steel with 2 security key-locks & assembly parts.

Finished : Powder coating in RAL7035(Beige)&RAL9011(Black)

Supply included : 2 pcs security-locks / each panel

CLM Part No. Height	Width 300mm	Width 350mm	Width 400mm	Width 450mm	Width 500mm	Width 550mm	Width 600mm	Width 650mm
12	882212-3012	882212-3512	882212-4012	882212-4512	882212-5012	882212-5512	882212-6012	882212-6512
14	882212-3014	882212-3514	882212-4014	882212-4514	882212-5014	882212-5514	882212-6014	882212-6514
16	882212-3016	882212-3516	882212-4016	882212-4516	882212-5016	882212-5516	882212-6016	882212-6516
18	882212-3018	882212-3518	882212-4018	882212-4518	882212-5018	882212-5518	882212-6018	882212-6518
21	882212-3021	882212-3521	882212-4021	882212-4521	882212-5021	882212-5521	882212-6021	882212-6521
23	882212-3023	882212-3523	882212-4023	882212-4523	882212-5023	882212-5523	882212-6023	882212-6523
25	882212-3025	882212-3525	882212-4025	882212-4525	882212-5025	882212-5525	882212-6025	882212-6525
27	882212-3027	882212-3527	882212-4027	882212-4527	882212-5027	882212-5527	882212-6027	882212-6527
30	882212-3030	882212-3530	882212-4030	882212-4530	882212-5030	882212-5530	882212-6030	882212-6530
32	882212-3032	882212-3532	882212-4032	882212-4532	882212-5032	882212-5532	882212-6032	882212-6532
34	882212-3034	882212-3534	882212-4034	882212-4534	882212-5034	882212-5534	882212-6034	882212-6534
36	882212-3036	882212-3536	882212-4036	882212-4536	882212-5036	882212-5536	882212-6036	882212-6536
39	882212-3039	882212-3539	882212-4039	882212-4539	882212-5039	882212-5539	882212-6039	882212-6539
41	882212-3041	882212-3541	882212-4041	882212-4541	882212-5041	882212-5541	882212-6041	882212-6541
43	882212-3043	882212-3543	882212-4043	882212-4543	882212-5043	882212-5543	882212-6043	882212-6543
45	882212-3045	882212-3545	882212-4045	882212-4545	882212-5045	882212-5545	882212-6045	882212-6545
48	882212-3048	882212-3548	882212-4048	882212-4548	882212-5048	882212-5548	882212-6048	882212-6548

CLM Part No. Height	Width 700mm	Width 750mm	Width 800mm	Width 850mm	Width 900mm	Width 950mm	Width 1000mm	Width 1050mm
12	882212-7012	882212-7512	882212-8012	882212-8512	882212-9012	882212-9512	882212-10012	882212-10512
14	882212-7014	882212-7514	882212-8014	882212-8514	882212-9014	882212-9514	882212-10014	882212-10514
16	882212-7016	882212-7516	882212-8016	882212-8516	882212-9016	882212-9516	882212-10016	882212-10516
18	882212-7018	882212-7518	882212-8018	882212-8518	882212-9018	882212-9518	882212-10018	882212-10518
21	882212-7021	882212-7521	882212-8021	882212-8521	882212-9021	882212-9521	882212-10021	882212-10521
23	882212-7023	882212-7523	882212-8023	882212-8523	882212-9023	882212-9523	882212-10023	882212-10523
25	882212-7025	882212-7525	882212-8025	882212-8525	882212-9025	882212-9525	882212-10025	882212-10525
27	882212-7027	882212-7527	882212-8027	882212-8527	882212-9027	882212-9527	882212-10027	882212-10527
30	882212-7030	882212-7530	882212-8030	882212-8530	882212-9030	882212-9530	882212-10030	882212-10530
32	882212-7032	882212-7532	882212-8032	882212-8532	882212-9032	882212-9532	882212-10032	882212-10532
34	882212-7034	882212-7534	882212-8034	882212-8534	882212-9034	882212-9534	882212-10034	882212-10534
36	882212-7036	882212-7536	882212-8036	882212-8536	882212-9036	882212-9536	882212-10036	882212-10536
39	882212-7039	882212-7539	882212-8039	882212-8539	882212-9039	882212-9539	882212-10039	882212-10539
41	882212-7041	882212-7541	882212-8041	882212-8541	882212-9041	882212-9541	882212-10041	882212-10541
43	882212-7043	882212-7543	882212-8043	882212-8543	882212-9043	882212-9543	882212-10043	882212-10543
45	882212-7045	882212-7545	882212-8045	882212-8545	882212-9045	882212-9545	882212-10045	882212-10545
48	882212-7048	882212-7548	882212-8048	882212-8548	882212-9048	882212-9548	882212-10048	882212-10548

Color choose : Fill number 5, 1 in the Final

5 - RAL7035 Beige

1 - RAL9011 Black

Side Panel & Depth Stays

CLM Part No. Height	Width 1100mm	Width 1150mm	Width 1200mm
12	882212-11012	882212-11512	882212-12012
14	882212-11014	882212-11514	882212-12014
16	882212-11016	882212-11516	882212-12016
18	882212-11018	882212-11518	882212-12018
21	882212-11021	882212-11521	882212-12021
23	882212-11023	882212-11523	882212-12023
25	882212-11025	882212-11525	882212-12025
27	882212-11027	882212-11527	882212-12027
30	882212-11030	882212-11530	882212-12030
32	882212-11032	882212-11532	882212-12032
34	882212-11034	882212-11534	882212-12034
36	882212-11036	882212-11536	882212-12036
39	882212-11039	882212-11539	882212-12039
41	882212-11041	882212-11541	882212-12041
43	882212-11043	882212-11543	882212-12043
45	882212-11045	882212-11545	882212-12045
48	882212-11048	882212-11548	882212-12048

Color choose : Fill number 5, 1 in the Final

5 - RAL7035 Beige

1 - RAL9011 Black

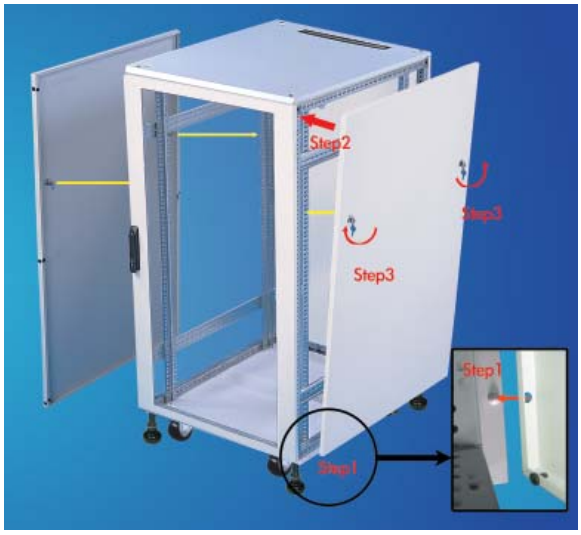

6.Depth Stays

Number of Depth Stays

	W=600	W=700	W=800
12U~20U	0	4	4
21U~34U	2	4	4
35U~43U	4	4	4
44U~48U	6	6	6

P.S. Original Color is mean for the standard for different width

Installation

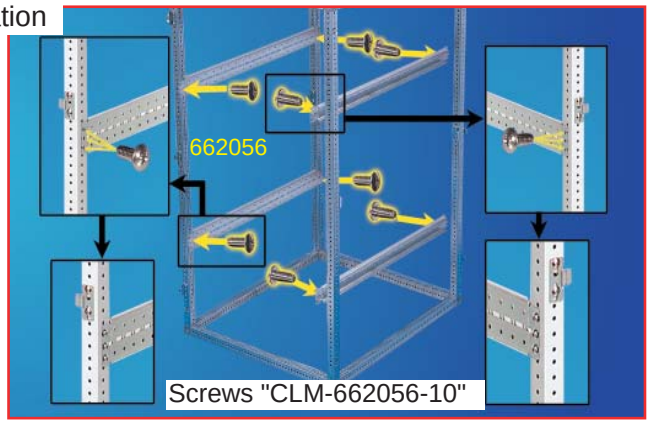

Depth Stay for 600mm width CLM-24xx 19" Rackmount products(882322-6xx19)

Depth stays with round-holes are adjustable on 25 mm pitch pattern up to 1137mm maximum .

Meterial : Sheet steel

Supply Included:

2 pcs depth stays

8 pcs Screw "CLM-662056-10"

Finished : Zinc Plated .

More stronger is 882220

Length (mm)	CLM Part No.	Single Stay No.	Packing No.
300	882322-63019	612645-30	2
350	882322-63519	612645-35	2
400	882322-64019	612645-40	2
450	882322-64519	612645-45	2
500	882322-65019	612645-50	2
550	882322-65519	612645-55	2
600	882322-66019	612645-60	2
650	882322-66519	612645-65	2
700	882322-67019	612645-70	2
750	882322-67519	612645-75	2

Length (mm)	CLM Part No.	Single Stay No.	Packing No.
800	882322-68019	612645-80	2
850	882322-68519	612645-85	2
900	882322-69019	612645-90	2
950	882322-69519	612645-95	2
1000	882322-610019	612645-100	2
1050	882322-610519	612645-105	2
1100	882322-611019	612645-110	2
1150	882322-611519	612645-115	2
1200	882322-612019	612645-120	2

Depth Stays

Depth Stay for 600mm width CLM-24xx 19" Rackmount products(882220-8xx23)



The "U" type depth stays are punched with round-holes which are adjustable on pitch pattern up to maximum 25 mm . This is used in CLM24xxx series cabinet for 19" rackmounted products with 700 mm width .

Meterial : Sheet steel

Supply Included:

2 pcs depth stays

8 pcs Screw "CLM-662056-10"

Finished : Zinc Plated .

Length (mm)	CLM Part No.	Single Stay No.	Packing No.
300	882220-83023	612577-30	2
350	882220-83523	612577-35	2
400	882220-84023	612577-40	2
450	882220-84523	612577-45	2
500	882220-85023	612577-50	2
550	882220-85523	612577-55	2
600	882220-86023	612577-60	2
650	882220-86523	612577-65	2
700	882220-87023	612577-70	2
750	882220-87523	612577-75	2

Length (mm)	CLM Part No.	Single Stay No.	Packing No.
800	882220-88023	612577-80	2
850	882220-88523	612577-85	2
950	882220-89523	612577-95	2
950	882220-89523	612577-95	2
1000	882220-810023	612577-100	2
1050	882220-810523	612577-105	2
1100	882220-811023	612577-110	2
1150	882220-811523	612577-115	2
1200	882220-812023	612577-120	2

For 700mm with CLM-24xx 21" Rackmount products

CLM Part Nio. 882220-7xx21

Single Stay No. 612579-7xx21

For 700mm with CLM-24xx 23" Rackmount products

CLM Part Nio. 882220-7xx23

Single Stay No. 612580-7xx21

Depth Stay for 800mm width CLM-24xx 19"Rackmounted products(882220-8xx19)



The "U" type depth stays are punched with round-holes which are adjustable on pitch pattern up to maximum 25 mm . This is used in CLM24xxx series cabinet for 19" rackmounted products with 800 mm width .

Meterial : Sheet steel

Supply Included:

2 pcs depth stays

8 pcs Screw "CLM-662056-10"

Finished : Zinc Plated .

Length (mm)	CLM Part No.	Single Stay No.	Packing No.
300	882220-83019	612575-30	2
350	882220-83519	612575-35	2
400	882220-84019	612575-40	2
450	882220-84519	612575-45	2
500	882220-85019	612575-50	2
550	882220-85519	612575-55	2
600	882220-86019	612575-60	2
650	882220-86519	612575-65	2
700	882220-87019	612575-70	2
750	882220-87519	612575-75	2

Length (mm)	CLM Part No.	Single Stay No.	Packing No.
800	882220-88019	612575-80	2
850	882220-88519	612575-85	2
950	882220-89519	612575-95	2
950	882220-89519	612575-95	2
1000	882220-810019	612575-100	2
1050	882220-810519	612575-105	2
1100	882220-811019	612575-110	2
1150	882220-811519	612575-115	2
1200	882220-812019	612575-120	2

For 800mm with CLM-24xx 21" Rackmount products

CLM Part Nio. 882220-8xx21

Single Stay No. 612576-xx

For 800mm with CLM-24xx 23" Rackmount products

CLM Part Nio. 882220-8xx23

Single Stay No. 612577-xx

For 800mm with CLM-24xx 24" Rackmount products

CLM Part Nio. 882220-8xx24

Single Stay No. 612578-xx

Optional Accessories

for CLM-24XXX

Fan Panel (CLM-882219)

Fans of Different Depth :

Depth 500~550mm 3

Depth 600~750mm 6

Depth more than 800mm 9



Color choose : Fill number 5, 1 in the Final

5 - RAL7035 Beige

1 - RAL9011 Black

Feature :
A flexible fan panel in 300~1200 mm depth & 600~800 mm width is punched several fan holes .It can be fixed 1~9 cooling fans to create high heat-disspation efficiency and make an extra ventilation .

Meterial : Thickness sheet steel.

Finished : Powder coating in color RAL7035(Beige) or RAL9011(Black).

Supply included :

1. 12 cm AC-IN fan connected switch & socket .
2. Inserted a sponge for cable entry .
3. 1 cable & 1 powercord .
4. Assembly parts.

CLM Part No. Lenght	Width 600mm	Width 700mm	Width 800mm
300	882219-630	882219-730	882219-830
350	882219-635	882219-735	882219-835
400	882219-640	882219-740	882219-840
450	882219-645	882219-745	882219-845
500	882219-650	882219-750	882219-850
550	882219-655	882219-755	882219-855
600	882219-660	882219-760	882219-860
650	882219-665	882219-765	882219-865
700	882219-670	882219-770	882219-870
750	882219-675	882219-775	882219-875
800	882219-680	882219-780	882219-880
850	882219-685	882219-785	882219-885
900	882219-690	882219-790	882219-890
950	882219-695	882219-795	882219-895
1000	882219-6100	882219-7100	882219-8100
1050	882219-6105	882219-7105	882219-8105
1100	882219-6110	882219-7110	882219-8110
1150	882219-6115	882219-7115	882219-8115
1200	882219-6120	882219-7120	882219-8120

Brush Strip (CLM-882364) for Cable Entry and aguniss dust



The brush strips may be used for convenient cable entry and against dust come into the cabinet

These may be fitted in numerous configurations.It's optional parts for roof planel & plinth.

Meterial : Plastic

1. 2 CLM-512004 plastic strips
2. CLM-512005 Brush strips

CLM Part No.	width (mm)	Length	
882364-3980	390	80	(Optional Accessory)

D.I.Y. Menu



Join Kit (CLM-24XXX Series) (CLM-612666)

Feature :
It made stead and strong in combining several cabinet by join kits screwed on the main frames .

Meterial : sheet steel.

Finished :
Powder coating in color RAL 7035(beige) or RAL9011(black).



Optional Accessories

for CLM-24XXX

Vented Panel Around Plinth with Cable Entry ,H=100mm(CLM-882367)



Feature :
Set under the bottom plate , with the empty plinth , it's can provide the protectoin of plinth ; the vented holes can go through ventilation and the brush strip of rear can protect the cable from scratched .

Meterial : Thickness sheet steel.

Finished : Powder coating in color RAL7035(Beige) or RAL9011(Black).

Supplied Included : 15 screws 12#24 "CLM-662056"

CLM Part No. Lenght	Width 600mm	Width 700mm	Width 800mm
300	882367-630	882367-730	882367-830
350	882367-635	882367-735	882367-835
400	882367-640	882367-740	882367-840
450	882367-645	882367-745	882367-845
500	882367-650	882367-750	882367-850
550	882367-655	882367-755	882367-855
600	882367-660	882367-760	882367-860
650	882367-665	882367-765	882367-865
700	882367-670	882367-770	882367-870
750	882367-675	882367-775	882367-875
800	882367-680	882367-780	882367-880
850	882367-685	882367-785	882367-885
900	882367-690	882367-790	882367-890
950	882367-695	882367-795	882367-895
1000	882367-6100	882367-7100	882367-8100
1050	882367-6105	882367-7105	882367-8105
1100	882367-6110	882367-7110	882367-8110
1150	882367-6115	882367-7115	882367-8115
1200	882367-6120	882367-7120	882367-8120

Color choose : Fill number 5, 1 in the Final
5 - RAL7035 Beige
1 - RAL9011 Black

Vented Panel Around Plinth with Cable Entry ,H=200mm(CLM-882368)



Feature :
Set under the bottom plate , with the empty plinth , it's can provide the protectoin of plinth ; the vented holes can go through ventilation and the brush strip of rear can protect the cable from scratched .

Meterial : Thickness sheet steel.

Finished : Powder coating in color RAL7035(Beige) or RAL9011(Black).

Supplied Included : 15 screws 12#24 "CLM-662056"

CLM Part No. Lenght	Width 600mm	Width 700mm	Width 800mm
300	882368-630	882368-730	882368-830
350	882368-635	882368-735	882368-835
400	882368-640	882368-740	882368-840
450	882368-645	882368-745	882368-845
500	882368-650	882368-750	882368-850
550	882368-655	882368-755	882368-855
600	882368-660	882368-760	882368-860
650	882368-665	882368-765	882368-865
700	882368-670	882368-770	882368-870
750	882368-675	882368-775	882368-875
800	882368-680	882368-780	882368-880
850	882368-685	882368-785	882368-885
900	882368-690	882368-790	882368-890
950	882368-695	882368-795	882368-895
1000	882368-6100	882368-7100	882368-8100
1050	882368-6105	882368-7105	882368-8105
1100	882368-6110	882368-7110	882368-8110
1150	882368-6115	882368-7115	882368-8115
1200	882368-6120	882368-7120	882368-8120

Color choose : Fill number 5, 1 in the Final
5 - RAL7035 Beige
1 - RAL9011 Black

Optional Accessories

for CLM-24XXX

Data Shelf of Rear Door (CLM-882450)



Feature :
Set on the rear door , it's used for putting some data or paper or tool in when repairing the system . Can saving time of looking for data and tools .
Meterial : Thickness sheet steel.
Finished : Powder coating in color RAL7035(Beige) or RAL9011(Black).
Supplied Included : 6 screws 6#32 "CLM-662043"

CLM Part No.	Dimension	for mounting Modul	Pack No.
882450-A4	A4	Rear Door	1
882450-A3	A3	Rear Door	1



Active Table of Rear Door (CLM-882536)

Feature :
It is set on the rear door , and put on some equipments or tool ,like Notebook when maintaining the system , or used for a table writing on .

Meterial : Thickness sheet steel.
Finished : Powder coating in color RAL7035(Beige) or RAL9011(Black).
Supplied Included : 2 Fixities of rear door
2 L-shpaed fixities of table
8 screws 6#32 "CLM-662043"
8 screws 6#32 "CLM-662039"
2 screws 12#32 "CLM-662127"

CLM Part No.	for mounting Modul	for cabinet	Pack No.
882536-00	CLM-882407	CLM-24XXX	1

Accesmbly-1

Shelf of Multi-doors Cabinet (CLM-882537)



Feature :
The panel is used for seperation of multi-doors cabinet .

Meterial : Thickness sheet steel.
Finished : Powder coating in color RAL7035(Beige) or RAL9011(Black).
Supplied Included : 4 Fixities of shelf
16 screws 12#24 "CLM-662056"

CLM Part No.	for Depth	for cabinet	Pack No.
882537-60	600mm	CLM-24XXX	1
882537-90	900mm	CLM-24XXX	1

Optional Accessories

for CLM-24XXX

Vented Filter Holder (CLM-612744)



Feature :
A filter mat is required in order to increase the ventilation from the cabinet rear door and to keep dust outside.
Meterial : Thickness sheet steel & filter mats .
Finished : Powder coating in color RAL7035(Beige) or RAL9011(Black).
Supplied Included : 2 filter mats
8 screws 6#32 "CLM-662043"

CLM Part No.	for Height	for door Module	for Cabinet	Filter Matt	Pack No.
882538-18	18U	CLM-882407	CLM-24XXX	CLM-512079-18	2
882538-21	21U	CLM-882407	CLM-24XXX	CLM-512079-21	2
882538-23	23U	CLM-882407	CLM-24XXX	CLM-512079-23	2
882538-25	25U	CLM-882407	CLM-24XXX	CLM-512079-25	2
882538-27	27U	CLM-882407	CLM-24XXX	CLM-512079-27	2
882538-30	30U	CLM-882407	CLM-24XXX	CLM-512079-30	2
882538-32	32U	CLM-882407	CLM-24XXX	CLM-512079-32	2
882538-34	34U	CLM-882407	CLM-24XXX	CLM-512079-34	2
882538-36	36U	CLM-882407	CLM-24XXX	CLM-512079-36	2
882538-39	39U	CLM-882407	CLM-24XXX	CLM-512079-39	2
882538-41	41U	CLM-882407	CLM-24XXX	CLM-512079-41	2
882538-43	43U	CLM-882407	CLM-24XXX	CLM-512079-43	2
882538-45	45U	CLM-882407	CLM-24XXX	CLM-512079-45	2
882538-48	48U	CLM-882407	CLM-24XXX	CLM-512079-48	2

Filter Mats (CLM-512079)

Feature :
Mats are used for filtering the dust out .
Meterial : Mat

CLM Part No.	for mounting Modul	for cabinet	Pack No.
512079-XX	CLM-882407	CLM-24XXX	2

The Fixity of Rear Door(CLM-882539)

Feature :
It can adjust the angle of opening the rear door and improve the stength the rear door .
Meterial : Thickness sheet steel.
Finished : Powder coating in color RAL7035(Beige) or RAL9011(Black).
Supplied Included : 12 screws 6#32 "CLM-662043"
2 screws 12#32 "CLM-662127"

CLM Part No.	for mounting Modul	for cabinet	Pack No.
882539-00	CLM-882407	CLM-24XXX	1



Accesmbly-1



Accesmbly-2

Accesmbly-3



Cable Management

Cable Management Strip 1U



The cable routing chamber has cutouts from above, into which the patch cables can be inserted. The cable management panel is equipped with a flap and quick-access to the cables from the rear.

Meterial : Sheet steel

Included : 1. cutout panel
2. Assembly parts.

Finished : powder coating in color RAL 7035 or RAL 9011

CLM Part No.	U	Length mm	Pack No.
882142-1932	1	19"	1
882142-2132	1	21"	1
882142-2332	1	23"	1
882142-2432	1	24"	1

Cable Shunting Strip 1U

Bracket Strips

A multi-punched pitch pattern holes brackets for setting a lot of cable shunting rings to do a good cabling management control against mixing situation For mounting on 1 or 2 pair of (19")mounting angles.

Meterial : Sheet Steel

Finished : powder coating in color RAL 7035 or RAL 9011

CLM Part No.	Size Inch/mm	Pack No.	PCS/ CTN
612122-619	19"/600	1	10
612122-21	21"	1	10
612122-723	23"/700	1	10
612122-24	24"	1	10
612122-80	800 mm	1	10
612122-90	900 mm	1	10
612122-100	1000 mm	1	10

Techinical 1: Ass'y cable Management Strip Part No: 882199-xx



Techinical 2: Ass'y power socket strip Part No: 882061-xxx



Cable Management

Cable Shunting Rings

This cable shunting ring has a sort of kind size for a flexible cable shunting strips.may be routed on the mounting angles at any side of using cable tie in line with a system equipment.According to the cable size and volume to do a selection in shunting ring.There are some of items for routing different cable

CLM Part No.	Dimension H X W X D mm	Pack No.
612199-26	60 X 24 X 11.3	20
612199-45	50 X 40 X11.3	20
612199-46	60 X 40 X 11.3	20
612199-48	80 X 40 X11.3	20
612199-68	80 X 60 X 11.3	20

Cable Wiring Duct



For side cable routing. the cable wiring duct is fastened to the side of the 482.6mm(19") mounting angles in an enclosure wide. the removable trimpanel. Which fastens onto the front and is secured with quick Release fasteners, provides convenient access to the cable distribution area.

Finished :
PVC Plastic

CLM Part No.	for "U" Cabinet	Dimension	Height mm	Pack No.
5120076606	11	60 X 60 X 11U	444.5	1
5120076608	15	60 X 60 X 15U	622.3	1
5120076610	20	60 X 60 X 20U	844.5	1
5120076612	24	60 X 60 X 24U	1022.3	1
5120076406	11	60 X 45 X 11U	444.5	1
5120076408	15	60 X 45 X 15U	622.3	1
5120076410	20	60 X 45 X 20U	844.5	1
5120076412	24	60 X 45 X 24U	1022.3	1
512007251511	11	25 X 15 X 10U	444.5	1
512007251515	15	25 X 15 X 14U	622.3	1
512007251520	20	25 X 15 X 19U	844.5	1
512007251524	24	25 X 15 X 23U	1022.3	1

Cable Entry Panel With Brush Strip 1U

A bracket punched cutout can click-in two brush strips as cable entry to mount on a pair of mounting angles for dust protection and make-up front outlooking as a prefect system equipment.
A tooth-hooks line for interior cable clamp straps to against mixing cable for reaching management control.
Meterial : Sheet Steel
Finished : Powder coating in color RAL 7035 or RAL 9011
Included :

1. 1 CLM-612157-xx cutout plate with tooth hook line
2. 2 CLM-882065-xx Brush strips(Included 2 CLM-512004 plate 2 CLM-512005 brushes)
3. 3 CLM-612158-00 hook Brackets
4. Assembly parts.

CLM Part No.	for mounting Angles	Pack	Set/ CTN
882066-19	1U X 19"	1	10
882066-21	1U X 21"	1	10
882066-23	1U X 23"	1	10
882066-24	1U X 24"	1	10

CLM Part No.	For Mounting Angles	Pack No.
882162-19	1U X 19"	1
882162-21	1U X 21"	1
882162-23	1U X 23"	1
882162-24	1U X 24"	1

Cable Ties

The super-fast solution for fixing cables to the Rack profile or mounting system parts,simply

CLM Part No.	Size Inch/mm	Pack No.
512014-10	100	100
512014-20	200	100
512014-25	250	100
512014-08	80	100

Rail Sections

Two-Installations



2 Sections Server Rail for Even U

3 Sections Server Rail for Even U



2 Sections Server Rail for Odd U

3 Sections Server Rail for Odd U

2 Sections Server Rail for Odd U

3 Sections Server Rail for Even U

Drawers & Shelves

Data Drawers 1U, 2U, 3U



CLM Part No.	Height	Clearance Size	
		Width	Depth
882030-00	1U	448.2mm	400mm
882031-00	2U	448.2mm	400mm
882032-00	3U	448.2mm	400mm

Bracket part No. see page No. of K2

For front fixing on 482.6mm(19")mounting angles.
With cover and telescopic slide rail to accommodate assignments Data,CD-ROM , FDD, Components & Accessory tools with key-Lock.

Meterial : Sheet Steel I.E. Series

Finished : Powder coating in Color RAL7035 RAL9011

Adjusted Vented Shelves 2U, 4 Brackets, for installation mounting angles 482.6mm(19")



For mounting between 1 or 2 pairs of 482.6mm (19")mouting angles. 4-brackets design to reduces overlap component punched adjustable holes to mach the differend depth cabinet.
Full Oval holes to in crease heat-dissipation efficiency whiling put components on the plate a spacer can be a stopper to stem a component dropping-down or totter.

Load capacity: 25 kgs surface load, static

Meterial : Thickness sheet steel

Included :

1. CLM-612182-xxx Vented plate
2. 2 CLM-612056-01 Left Brackets
3. 2 CLM-612057-01 Right Brackets
4. Assembly parts

Finished : Powder Coating in color RAL7035 or RAL9011

Adjustable Brackets for different Depth mounting Angles

882060-xxx



882342-xxx



882026-xxx



CLM Part No.	CLM Part No.	Width mm	Plate depth	Pack No.
882060-619	882026-619	19"	430-630	1
882060-719	882026-719	19"	530-730	1
882060-819	882026-819	19"	630-830	1
882060-919	882026-919	19"	730-930	1
882060-621	882026-621	21"	430-630	1
882060-721	882026-721	21"	530-730	1
882060-821	882026-821	21"	630-830	1
882060-921	882026-921	21"	730-930	1
882060-623	882026-623	23"	430-630	1
882060-723	882026-723	23"	530-730	1
882060-823	882026-823	23"	630-830	1
882060-923	882026-923	23"	730-930	1
882060-624	882026-624	24"	430-630	1
882060-724	882026-724	24"	530-730	1
882060-824	882026-824	24"	630-830	1
882060-924	882026-924	24"	730-930	1

CLM Part No.	Width	Depth	Pack No.
882342-25	19"	250mm	1
882342-30	19"	300mm	1
882342-35	19"	350mm	1
882342-40	19"	400mm	1
882342-45	19"	450mm	1
882342-50	19"	500mm	1
882342-55	19"	550mm	1
882342-60	19"	600mm	1
882342-65	19"	650mm	1

Assembly Technical:

Keyboard Drawers

Slide-in Vented Shelf 1U, with 1 pair of Telescopic Sliders for Mounting angles 482.6mm(19")



For mounting between 2 pairs of 482.6mm (19") mounting angles.Vented shelf intergrated with a pair of Telescopic sliders design provides smooth touch & convenience usually put keybard. Full oval holes plate to in crease heat-dissipation efficiency whiling put components on plate can use a spacer to be a stopper to stem for not dropping down or totter components.
Load capaity: 25kgs surface

Meterial : sheet steel

Included :

1. 1 CLM-612083-xx Vented plate
2. 1 pair of CLM-882126-xx 2 section Telescopic slide Rails
3. 1 pair of CLM-612097-xxx Rail Brackets(in Rear)
4. 1 CLM-612105-xxx Right Bracket
   1 CLM-612106-xxx Left Bracket

Finished : Powder Coating in color RAL7035,RAL9011

CLM Part No.	For Cabinet Depth
882025-06	(W)600X600(D)
882025-08	(W)600X800(D)

Fan Panel (CLM-612020)



Feature : Used for covering the holes on roof panels or rear door .

Meterial : Thickness sheet steel.
Finished : Powder coating in color RAL7035(Beige) or RAL9011(Black).
Supply included : 4 x screws M4 "CLM-662018-06"

Color choose : Fill number 5, 1 in the Final
5 - RAL7035 Beige
1 - RAL9011 Black

1U Keyboard Drawers





- CLM-9101 Keyboard drawer only
- CLM-9101-1 Keyboard drawer & IPC keyboard.
- CLM-9101-2 Keybord drawer, IPC keyboard & mouse set.
- Adjustable internal slider for accommodating different Length keyboard.
- Telescopic slide Rail assembled on both sides.
- Lockable (in front)
- Dimension:482.3x355.6x44.45mm(WxDxH)
- Internal dimensions for keyboard
  W:424mm(MAX)
  D:130mm(min),252mm(max)
  H:43mm(MAX)
- Keyboard dimension: 424x130x40mm(WxDxH)MAX

- Shipping dimensions:
  1PC/CTN/1.47 CUFT
- N.W:4.8kgs(with KBD)
- G.W:5.9kgs(with KBD)
  Color :RAL7035 RAL9011

CLM Part No.	IPC keyboard	TRACK BALL	Touchpad	Mouse
CLM-9110	X	X	X	X
CLM-911	●	X	X	X
CLM-912	●	●	X	X
CLM-913	●	X	●	X
CLM-912-1	wireless keyboard	●	X	X
CLM-9101	X	X	X	X
CLM-9101-1	●	X	X	X
CLM-9101-2	●	X	X	●

With Key-Lock for General component placing keyboard

Reference to page No. of K4 for more in detail

Ventillative Modules

Install on the roof or plinth

Install in angles

Install in frame

1U 19" Rack-mounted 3 Fans for installation Mounting Angle 482.6 mm (19")

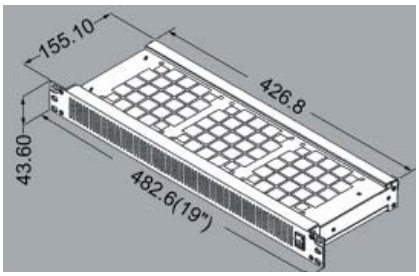

Meterial : Thickness Sheet Steel

CLM Part No.	Width mm	Set of
882170-00	19"	1

Supplied Included :

1. 1 CLM-612329-00 Top Guard Frame
2. 1 CLM-612333-00 Bottom Guard Frame
3. 2 CLM-612325-00 Mounting Brackets
4. 1 CLM-612337-00 Front panel
5. 1 CLM-612338-00 Rear panel
6. 3 CLM-272001-15/23 115V or 230V AC-IN high Rotation Ball-Bearing monitoring fans (see page of K41)
7. 1 CLM-312007-00 I/O switch with red Button(see page of K41)
8. 1 CLM-312016-75 Power socket with cable 750Lmm(see page of K41)
9. 1 CLM-312013-00 Connection cable(see page of K41)
10. Assembly parts

Fan specification see page No.E67

Finished : Powder coating in color RAL7035 or RAL9011

Patent Pending in Taiwan , China , USA , Germany

882171-xxx

882172-xxx

882173-xxx

3U Active Fan Module for mounting angle 482.6mm

powerful axial fans can be installed in either a "blowing" or "extracting" arrangement.
The rain canopy function of the ventgrille protects against both mechanical demage and penetrating dampness.
A Guide frame hood to achieve protectioncatagory is easy for making filter change
The design Active fan units boast a decisive advantage-the quick-fit assembly system for fan and filter units and outlet filters simply snap into place and voila.

Part No.CLM	Operating voltage	Air	Pack No.
882046-515	115V	Out	1
882046-523	230V	Out	1
882046-615	115V	IN	1
882046-623	230V	IN	1

Fan specification see page No.E67





Air blow in-out direction

Power Sockets Strips

1U Power Socket Strips (Horizotal/Vertical)

Horizontal

Vertical



Meterial : Thickness Sheet Steel

Specifications :

Type : U.S.A.
Current : 15A & 20A
Voltage : 125V
Horizontal : 10 Sockets (19 inch)
Vertical : 8 Sockets (22.75 inch)
12 Sockets (36.75 inch)
16 Sockets (47.24 inch)

Approval : IEC-60886-2

Finished : Powder coating in color RAL7035 or RAL9011

Completely Package

D.I.Y. Flat-Package

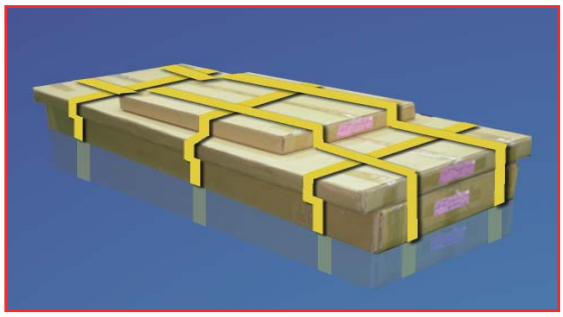

CLM-246XX Series Shipping Dimension

U	SU	Height (mm)	T.H. (mm)	Depth / Dimension	300mm	350mm	400mm	450mm	500mm	550mm	600mm	650mm
12	21	600	700	W=600mm	4.81	5.06	5.31	5.56	5.8	6.05	6.3	6.55
14	25	700	800	W=600mm	5.36	5.62	5.89	6.15	6.42	6.68	6.95	7.22
16	29	800	900	W=600mm	5.93	6.22	6.52	6.8	7.09	7.38	7.67	7.96
18	33	900	1000	W=600mm	6.47	6.78	7.09	7.39	7.7	8	8.31	8.62
21	37	1000	1100	W=600mm	7.01	7.34	7.67	7.99	8.31	8.63	8.96	9.29
23	41	1100	1200	W=600mm	7.56	7.9	8.25	8.58	8.93	9.27	9.61	9.96
25	45	1200	1300	W=600mm	8.09	8.46	8.82	9.17	9.54	9.89	10.25	10.61
27	49	1300	1400	W=600mm	10.79	11.17	11.55	11.92	12.3	12.67	13.05	13.43
30	53	1400	1500	W=600mm	11.54	11.95	12.36	12.75	13.16	13.54	13.95	14.36
32	57	1500	1600	W=600mm	12.27	12.69	13.12	13.53	13.95	14.36	14.78	15.21
34	61	1600	1700	W=600mm	12.99	13.44	13.88	14.3	14.75	15.17	15.61	16.05
36	65	1700	1800	W=600mm	13.72	14.18	14.64	15.08	15.54	15.98	16.44	16.9
39	69	1800	1900	W=600mm	14.42	14.9	15.38	15.84	16.32	16.77	17.25	17.73
41	73	1900	2000	W=600mm	15.15	15.64	16.14	16.62	17.11	17.59	18.08	18.58
43	77	2000	2100	W=600mm	15.9	16.43	16.95	17.44	17.97	18.46	18.98	19.51
45	81	2100	2200	W=600mm	16.63	17.17	17.71	18.22	18.76	19.27	19.81	20.35
48	85	2200	2300	W=600mm	17.28	17.83	18.38	18.9	19.45	19.97	20.52	21.07

U	700mm	750mm	800mm	850mm	900mm	950mm	1000mm	1050mm	1100mm	1150mm	1200mm
12	6.79	7.03	•7.28	7.53	•7.78	8.03	8.28	8.52	8.7	9.01	9.26
14	7.47	7.74	8	8.27	8.53	8.8	9.07	9.33	9.6	9.85	10.12
16	8.24	8.53	8.81	9.11	9.4	9.68	9.98	10.26	10.55	10.84	11.12
18	8.91	9.22	9.52	9.83	10.14	10.45	10.76	11.06	11.37	11.67	11.97
21	9.6	9.93	10.24	10.57	10.9	11.22	11.55	11.86	12.19	12.51	12.83
23	10.28	10.63	10.96	11.31	11.65	11.99	12.34	12.67	13.02	13.35	13.69
25	10.96	11.32	•11.67	12.04	•12.4	12.75	13.12	13.47	13.83	14.18	14.54
27	13.79	14.17	14.54	14.92	15.3	15.68	16.06	16.43	16.81	17.18	17.55
30	14.74	15.15	15.53	15.94	16.35	16.74	17.15	17.53	17.94	18.34	18.73
32	15.6	16.03	16.43	16.86	17.28	17.69	18.12	18.52	18.95	19.36	19.77
34	16.47	16.91	17.33	17.78	18.22	18.64	19.09	19.51	19.95	20.38	20.81
36	17.33	17.79	18.23	18.69	19.15	19.59	20.06	20.5	20.96	21.41	21.85
39	18.18	18.66	•19.11	19.59	•20.07	20.53	21.01	21.46	21.94	22.41	22.87
41	19.04	19.54	20.01	20.51	21	21.48	21.98	22.45	22.95	23.43	23.91
43	19.99	20.51	•21	21.53	•22.05	22.54	•23.07	23.56	•24.08	24.59	25.09
45	20.85	21.39	21.9	22.44	22.98	23.49	24.04	24.55	25.09	25.62	26.13
48	21.58	22.13	22.65	23.2	23.75	24.27	24.82	25.34	25.89	26.43	26.95

CLM-248XX Series Shipping Dimension

U	SU	Height (mm)	T.H. (mm)	Depth / Model No.	300mm	350mm	400mm	450mm	500mm	550mm	600mm	650mm
21	37	1000	1100	W=800mm	6.97	7.18	7.39	7.60	7.81	8.02	8.23	8.45
23	41	1100	1200	W=800mm	7.55	7.77	7.98	8.21	8.43	8.65	8.87	9.09
25	45	1200	1300	W=800mm	8.12	8.36	8.58	8.82	9.05	9.27	9.51	9.74
27	49	1300	1400	W=800mm	8.70	8.94	9.17	9.42	9.66	9.89	10.14	10.38
30	53	1400	1500	W=800mm	9.28	9.53	9.78	10.03	10.28	10.53	10.78	11.03
32	57	1500	1600	W=800mm	9.86	10.12	10.37	10.64	10.90	11.15	11.42	11.68
34	61	1600	1700	W=800mm	10.44	10.71	10.97	11.25	11.52	11.78	12.06	12.33
36	65	1700	1800	W=800mm	11.01	11.29	11.56	11.85	12.13	12.40	12.69	12.97
39	69	1800	1900	W=800mm	11.59	11.88	12.17	12.46	12.75	13.04	13.33	13.62
41	73	1900	2000	W=800mm	12.17	12.47	12.77	13.07	13.37	13.66	13.97	14.27
43	77	2000	2100	W=800mm	12.75	13.06	13.36	13.68	13.99	14.29	14.60	14.92
45	81	2100	2200	W=800mm	13.32	13.64	13.96	14.28	14.60	14.91	15.24	15.56
48	85	2200	2300	W=800mm	13.88	14.20	14.52	14.85	15.18	15.50	15.82	16.15

CLM-247XX Series Shipping Dimension

U	SU	Height (mm)	T.H. (mm)	Depth Model No.	300mm	350mm	400mm	450mm	500mm	550mm	600mm	650mm
12	21	600	700	W=700mm	4.15	4.30	4.46	4.62	4.78	4.94	5.09	5.25
14	25	700	800	W=700mm	4.66	4.83	4.99	5.17	5.33	5.50	5.67	5.83
16	29	800	900	W=700mm	5.18	5.35	5.53	5.71	5.89	6.07	6.24	6.42
18	33	900	1000	W=700mm	5.69	5.88	6.06	6.25	6.44	6.63	6.82	7.00
21	37	1000	1100	W=700mm	6.21	6.41	6.60	6.80	7.00	7.20	7.40	7.59
23	41	1100	1200	W=700mm	6.73	6.93	7.14	7.35	7.55	7.77	7.97	8.17
25	45	1200	1300	W=700mm	7.24	7.46	7.67	7.90	8.11	8.33	8.55	8.76
27	49	1300	1400	W=700mm	7.76	7.98	8.20	8.44	8.66	8.89	9.12	9.34
30	53	1400	1500	W=700mm	8.28	8.51	8.74	8.99	9.22	9.46	9.70	9.93
32	57	1500	1600	W=700mm	8.79	9.04	9.28	9.53	9.78	10.03	10.27	10.52
34	61	1600	1700	W=700mm	9.31	9.56	9.81	10.08	10.33	10.59	10.85	11.10
36	65	1700	1800	W=700mm	9.82	10.08	10.35	10.62	10.88	11.16	11.42	11.68
39	69	1800	1900	W=700mm	10.34	10.61	10.89	11.17	11.44	11.73	12.00	12.27
41	73	1900	2000	W=700mm	10.86	11.14	11.42	11.72	12.00	12.29	12.57	12.86
43	77	2000	2100	W=700mm	11.37	11.67	11.96	12.26	12.55	12.86	13.15	13.44
45	81	2100	2200	W=700mm	11.88	12.19	12.49	12.80	13.10	13.42	13.72	14.02
48	85	2200	2300	W=700mm	12.38	12.69	12.99	13.31	13.62	13.94	14.25	14.55

U	700mm	750mm	800mm	850mm	900mm	950mm	1000mm	1050mm	1100mm	1150mm	1200mm
12	5.41	5.57	5.72	5.89	6.04	6.20	6.36	6.51	6.68	6.83	7.00
14	6.01	6.17	6.34	6.51	6.67	6.85	7.01	7.18	7.35	7.51	7.69
16	6.60	6.78	6.95	7.13	7.31	7.49	7.67	7.84	8.03	8.20	8.38
18	7.19	7.38	7.56	7.75	7.94	8.13	8.32	8.50	8.69	8.88	9.07
21	7.79	7.99	8.18	8.38	8.58	8.78	8.98	9.17	9.37	9.57	9.77
23	8.39	8.59	8.80	9.01	9.21	9.43	9.36	9.83	10.05	10.25	10.47
25	8.98	9.20	9.41	9.63	9.85	10.07	10.28	10.50	10.72	10.94	11.16
27	9.57	9.80	10.02	10.25	10.48	10.71	10.93	11.16	11.39	11.62	11.85
30	10.17	10.41	10.64	10.88	11.12	11.36	11.59	11.83	12.07	12.30	12.55
32	10.77	11.01	11.26	11.51	11.75	12.00	12.25	12.49	12.74	12.99	13.24
34	11.36	11.62	11.87	12.13	12.39	12.65	12.90	13.16	13.42	13.67	13.94
36	11.95	12.22	12.48	12.75	13.02	13.29	13.55	13.82	14.09	14.35	14.62
39	12.55	12.83	13.10	13.38	13.66	13.94	14.21	14.48	14.77	15.04	15.32
41	13.15	13.43	•13.71	14.01	•14.29	14.58	14.87	15.15	15.44	15.72	16.02
43	13.74	14.04	14.33	14.63	14.93	15.23	15.52	15.81	16.12	16.41	16.71
45	14.33	14.64	14.94	15.25	15.56	15.87	16.17	16.47	16.79	17.09	17.40
48	14.87	15.18	15.49	15.80	16.11	16.43	16.74	17.04	17.36	17.67	17.99

CLM-248XX Series Shipping Dimension

U	700mm	750mm	800mm	850mm	900mm	950mm	1000mm	1050mm	1100mm	1150mm	1200mm
21	8.65	8.86	9.08	9.28	9.98	10.19	10.39	10.61	10.82	11.04	11.24
23	9.31	9.53	9.75	9.97	10.73	10.95	11.17	11.39	11.61	11.84	12.05
25	9.96	10.20	10.43	10.65	11.48	11.72	11.94	12.17	12.41	12.64	12.86
27	10.62	10.86	11.10	11.34	12.24	12.48	12.71	12.96	13.20	13.44	13.68
30	11.28	11.53	11.78	12.03	13.00	13.25	13.50	13.75	14.00	14.26	14.50
32	11.93	12.20	12.46	12.71	13.75	14.02	14.27	14.53	14.80	15.06	15.31
34	12.59	12.86	13.14	13.40	14.52	14.79	15.05	15.32	15.60	15.87	16.13
36	13.24	13.53	13.81	14.08	15.26	15.54	15.81	16.10	16.38	16.66	16.94
39	13.91	14.20	14.49	14.77	16.02	16.31	16.60	16.89	17.18	17.48	17.76
41	14.56	14.87	•15.17	15.46	16.77	17.08	17.37	17.67	17.98	18.28	18.57
43	15.22	15.53	15.84	16.15	17.54	17.85	18.15	18.47	18.78	19.09	19.39
45	15.87	16.19	16.52	16.83	18.29	18.61	18.93	19.25	19.57	19.89	20.21
48	16.47	16.80	17.12	17.44	18.96	19.29	19.61	19.93	20.26	20.59	20.91

Packing list

Model No: CLM-24 series
Serial Number : CLM-721004-01
Version : 1.0A

Roof & Plinth Parts List :

a) 1 pcs Roof panel



b) 1 st Bottom Plate with Bottom Crossbeams

c) 2 pcs Roof Crossbeams

d) 1 st accessory box

4 pcs Stand-off angles

16 pcs Screws(12#24)

3 pcs Cable divisions

3 pcs Screws(12#24)

8 pcs M6 Hexagon screws

1 pcs M6 fixing-screw tool

4 pcs Buttons

25 pcs 12#24 Screws

32 pcs M4 Screws

Side Panel Parts List :

a) 1 st Side Panel

b) 2 st Keys

Door & Frame Parts List:

a) 1 st Front Door with glass& Frame

b) 1 st Rear Door & Frame

c) 4 pcs Mounting Angles

d) 1 st accessory box

8 pcs Washers

16 pcs 12#24 Screws

2 st Keys

50 pcs M6 Screws

50 pcs Cage Nuts M6

e)Castors & Leveling feet :

25U~48U

4 pcs Castors

4pcs Leveling Feet

12 pcs12#24 screws

1 pcs Tool for fixing castor

Depth Stay Part List :

a) 1st Depth Stay

b) 16 pcs/st12#24 Screws

Height = 25u~34U 1 st Depth Stay
Height = 35u~43U 2 st Depth Stay
Height = 44u~48u 3 st Depth Stay

D.I.Y. Operation

Step 1 To Divide Door from Frame

1-1 To fix each knob of spring hinges on the frame by screws (front & rear).

If Height > 39U

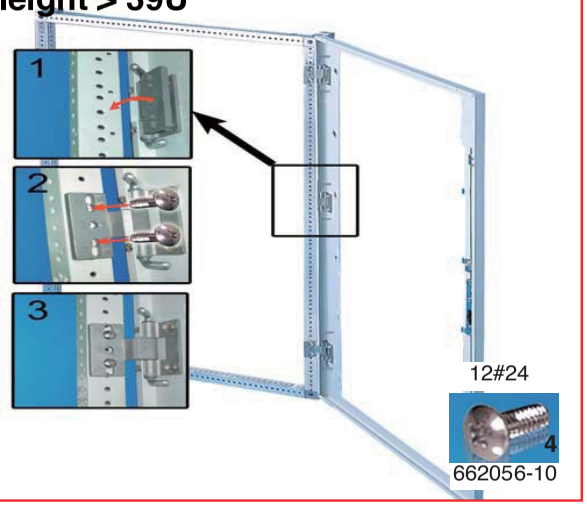

1-2 To divide doors from frames by pull-out each knob in the spring hinge

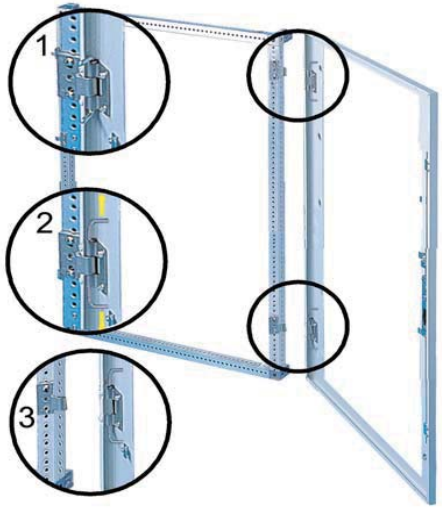

1-3 To divide rear door from rear frame by pull-out each knob in the spring hinge

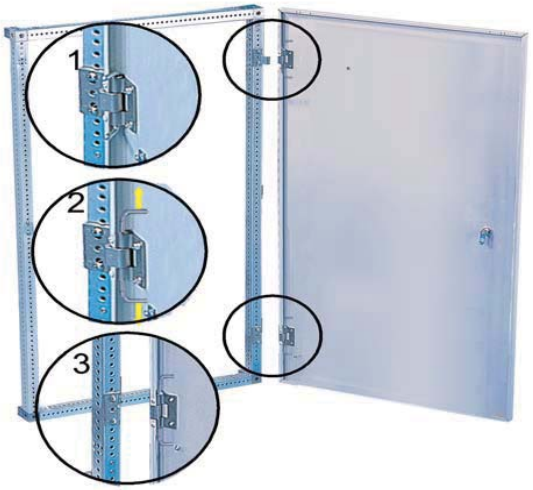

Step 2 To assemble Main Frame

Note:
What side stamped joint-line mark must face to inner side

2-1 To assemble 4 crossbeams onto front & rear frames by M6 hexagon screws with tool .

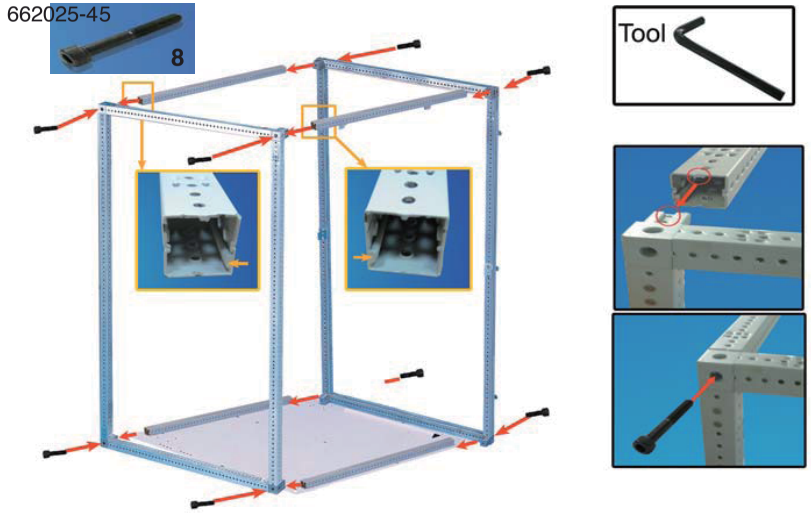

2-2 To fix 3 pcs screws into each corner block .(8 corner blocks)

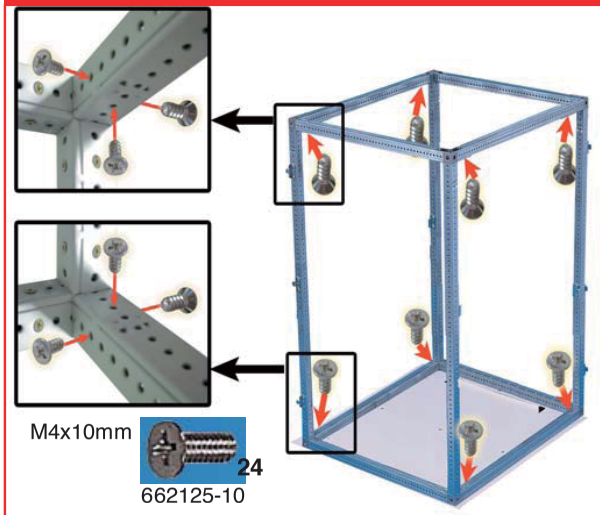

Step 3 To assemble Base Bottom

3-1 To fix cover of base on the bottom frame by screws .

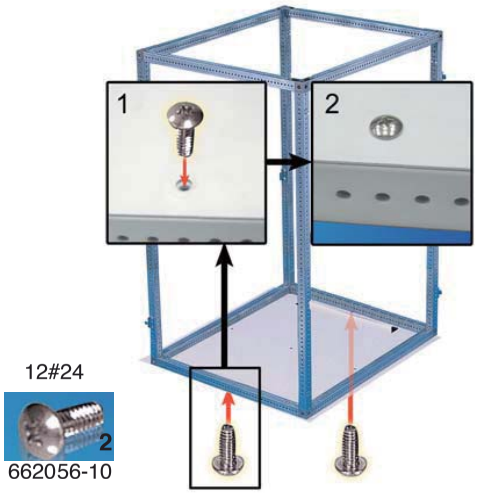

3-2 To set cable-dividing kits in rear section

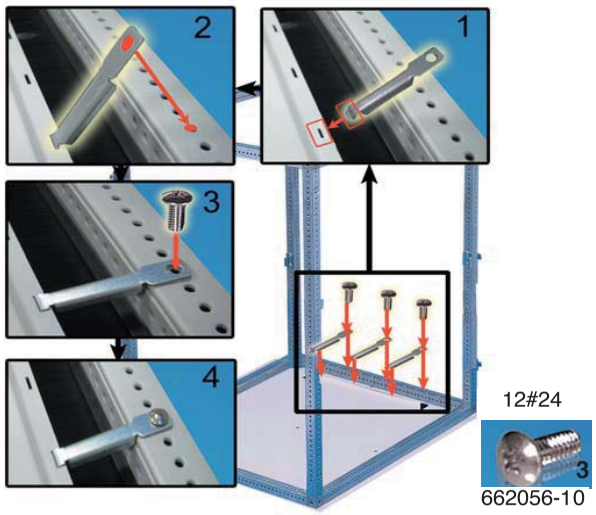

Step 4 To assemble Castors & Feet

4-1 To fix 4 pcs leveling feet . (For 25U ~ 48U)

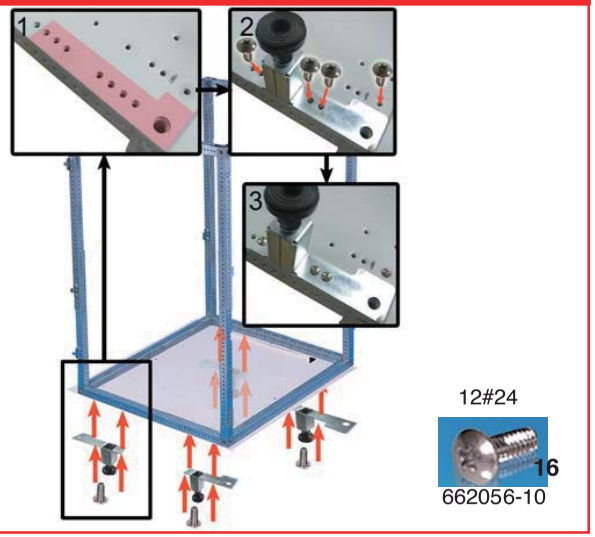

4-2 To set 4 pcs castor . (For 25U ~ 48U)

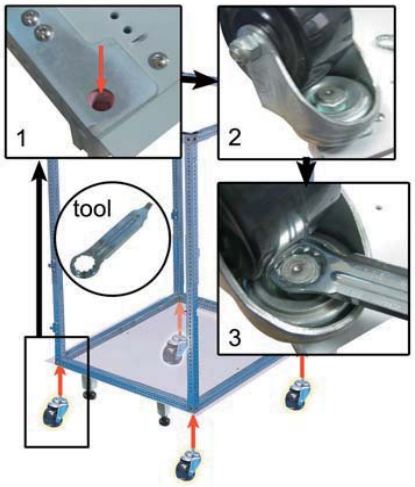

Step 5 To assemble Depth Stays

5-1 To fix depth stays on Front & Rear frames with screws . (For 25U ~ 34U)

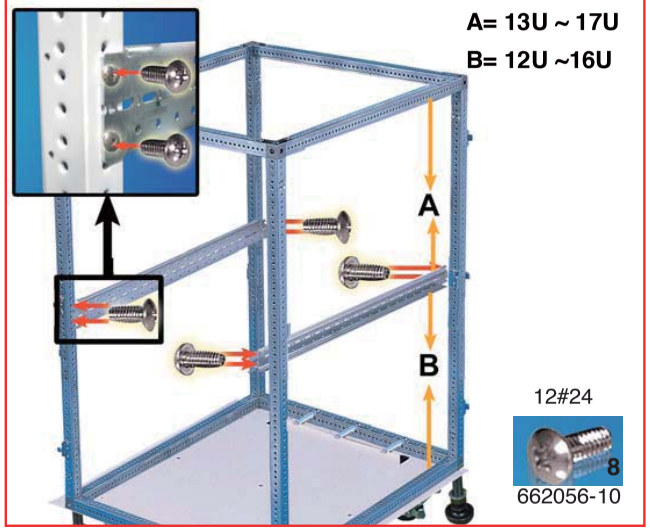

5-2 To fix depth stays onto Front & Rear frames with screws .(For 35U ~ 43U)

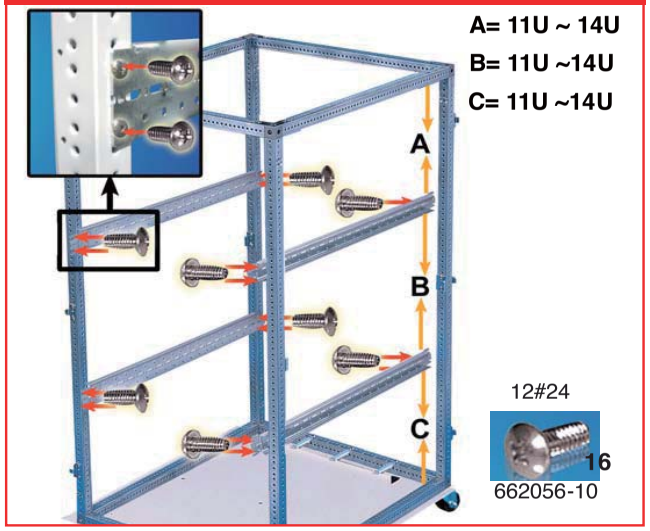

Step 6 To mount F-shaped Mounting Angles

Step 7 To assemble Roof Panel

5-3 To fix depth stays onto Front & Rear frames with screws .(For 44U ~ 48U)

A= 10U ~ 12U
B= 10U ~11U
C= 10U ~11U
D= 10U ~11U

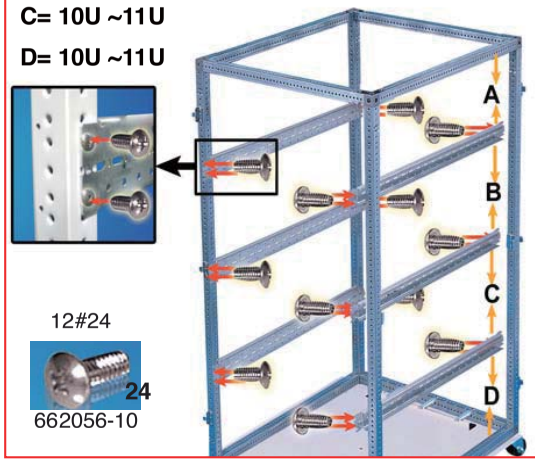

6 To set 4 pcs F-shaped mounting angles onto the top & bottom frame by 8 pcs washers & screws .

7-1-1 To screw 4 pcs stand-off angles on the corner block of top frame

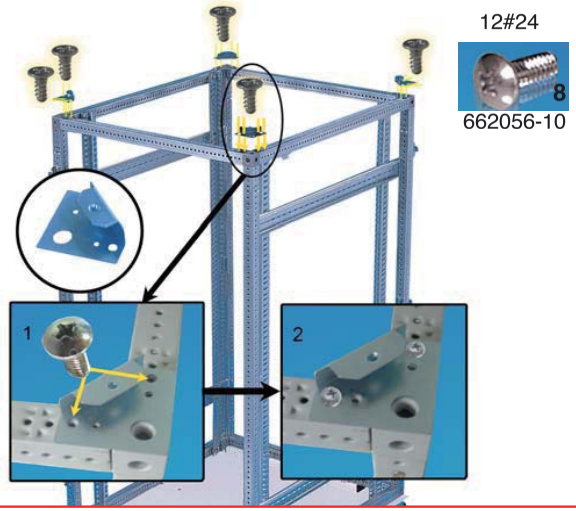

Case 1 : Bevel Roof Panel assembly

Optional Accessory Assembly

Option-1 To set U-shaped stays upper the top frame by screws.

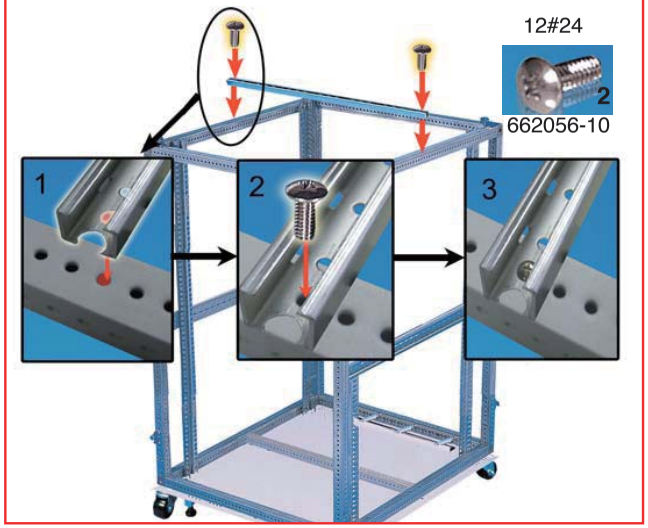

Option-2 To set fan panel on the top frame by screws.

7-1-2 To set Roof Panel on the stand-off angles .

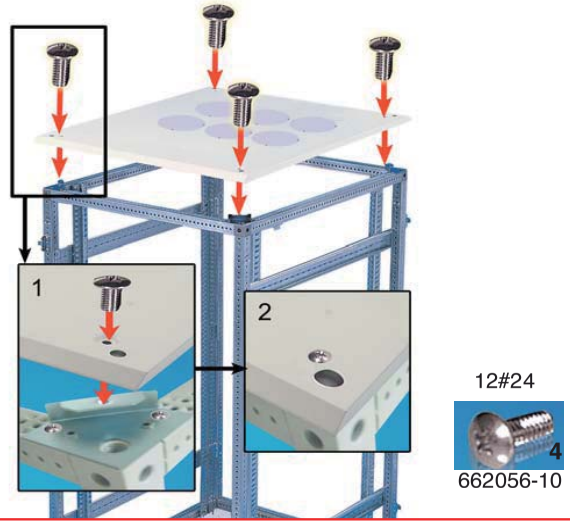

Case 2 : Flat roof panel

7-2-1 To set flat roof panel on the top frame by screws.

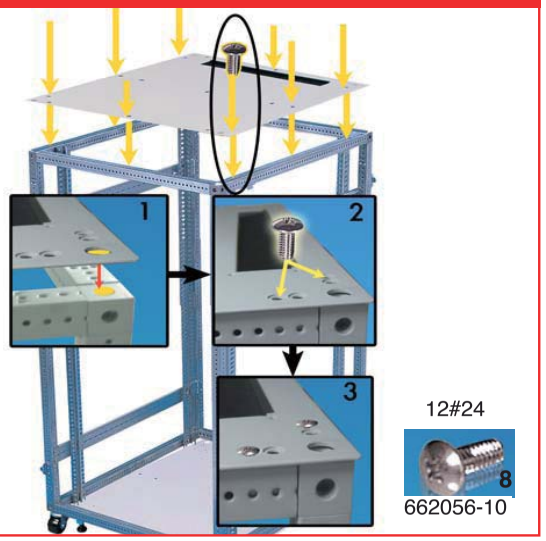

7-2-2 To set Cable-dividing kits on the top frame.



Step 8 To assemble side panels

8 To put side panels onto the plinth and swing security locks to fix stability.

Step 9 assembly front and rear doors

9 To put front & rear doors onto main frame by setting spring hinges .



Completely

2007

Roof panel Variety

Door Variety



Optional Variants

Fan Panel

1U Rack-mounted Cooler with 3 / 6 / 9 / 12 fans

3U Cooler with 3 fans

Cabinet Baying Kit

Rails





Shelves

Cable Management



Cable Duck

Cable Ring

Data Drawer

Keyboard Drawers



Your Order by CLM-24XXX

CLM-24xxx series "D.I.Y." Ordering form

CLM-24 □□ - □□□

Width Depth Height Product type

To do selection in partial order for your own cabinet facility

Item	Description	CLM Part No.	Color	Q'ty/pcs
1	Roof panel			
2	Front door			
3	Rear door			
4	Bottom			
5	Castor			
6	Levelling foot			
7	Mounting angle			
8	Depth stay			
9	Mounting Angle WXD			
10	Front frame			
11	Rear Frame			
12	Side panel			
13	Cage Nut			
14	Screw			
15				
16				
17				
18				
19				
20				

Color choose : Fill number 5, 1 in the □

5 - RAL7035 Beige

1 - RAL9011 Black

Remarks:

Ordering form for mounting components (accessories) by CLM

CLM-24xx series

The "CLM" be your tailor-made & reliable Vendor to assemble your demand facility to save your free time & money.

After optional order 19" components(accessories)then fill out the Part No. & Description in the square Blank-space and point out the "U" postion let "CLM" to serve you to mounting on the cabinet.

CLM-24□□ - □□□

The starting point from Bottom in front 0 "U" to what "U" height for mounting 19" components(accessories)

For "U" height mounting	CLM Part No.	Description
47U		
46U		
45U		
44U		
43U		
42U		
41U		
40U		
39U		
38U		
37U		
36U		
35U		
34U		
33U		
32U		
31U		
30U		
29U		
28U		
27U		
26U		
25U		
24U		
23U		
22U		
21U		
20U		
19U		
18U		
17U		
16U		
15U		
14U		
13U		
12U		
11U		
10U		
9U		
8U		
7U		
6U		
5U		
4U		
3U		
2U		
1U		