

# Summary for CLM-233XX-XX Series

## Standard Functions

### Features :

- Patch panels with 48/96 fibre-optic connections/adaptors may be installed inside the small fiber-optic distributor.
- The enclosures may be installed several splicing cassettes in conjunction with 1/2 additional splicing cassette brackets
- The secure lock on the panel for higher prevention from unauthorized entry.
- Depth variants depend on need .
- Two Installations of patch panels and splicing cassettes.
- Enclosure made by Sheet Steel .
- Powder coating for RoHS compliant .
- Black & Beige for color selections .



**Mounting for Patch Panel :**  
The mounting angles on the left side are straight and horizontal ways for different panels .

### Wallmount Type AC

P.P. I51~I57


### Wallmount Type AA

P.P. I35~I42

### Ground Type AB

P.P. I43~I50

CLM-233XX SERIES DISTRIBUTOR






**Mounting for Patch Panel :**  
The mounting angles on the right side are horizontal ways for panel used of cable managements.



**Various Cable Entries :**  
With M12/M16/M20/M25 vented cable entries for different applications.



**Side Panel :**  
Assembled by tenons of side panels , with limited swing angles .

## Optional Functions



**The Cable Entry Without Patch Panel :**  
With M12/M16/M20/M25 vented cable entries for different applications.




**Cable Glands :**  
The cable glands with high protection can be security of different applications.



**Two gland plates :**  
Maximun the widing tubes of two layers .



**The Patch Panels & Widing Tubes:**  
The way for managing fiber networks with quick and secure ways .



### Standard Equipment: (Optional)

1. Entry Panel.....	I88
2. Entry Panel.....	I89
3. Cable Gland.....	I89
4. Divided Plate.....	I90
5. Cable Clamp.....	I90
6. Winding Tube.....	I89



### Standard Equipment: (Optional)

1. CLM-662097 Swelling Boon-Bolt hinger.....	K37
2. Patch Paenl for fiber.....	I91~I92
3. CLM-612199 Cable shunting rings,steel.....	I90
4. CLM-882089-00 cable shunting strips.....	K22

# CLM-233xx-xxAA Fiber Distributor

19" Height for fiber-optional network

CLM-233xx-xxAA

CLM-233XX SERIES DISTRIBUTOR



**23345-10AA**

Fiber Distributor

Width=400mm

Height=500mm

Depth=100mm

Product type

## Dimension Table:

Total Depth(mm)	100	150	200
Total Width (mm)	400	400	400
Total Height (mm)	500	500	500
Model No.	CLM- 23345-10AA <input type="checkbox"/>	23345-15AA <input type="checkbox"/>	23345-20AA <input type="checkbox"/>
Height Installation	19"	19"	19"
Depth Installation(U)	2U	3U	4U
Shipping Dimension			
G.W.			
Standard Accessories			
Washer self-tapping screws	4	4	4
Cage Nut (M6)	4	4	4
Optional Accessories			
The Cable Entry Panels			I88
Patch Panels			I91~I92
Cable Shunting Rings & Winding Tubes			I90
Cable Glands			I89

Color choose : Fill number 5, 1 in the

5 - RAL7035

1 - RAL9011

# CLM-233xx-xxAB Fiber Distributor

10" Height for fiber-optional network

**CLM-233xx-xxAB**



CLM-233XX SERIES DISTRIBUTOR



**23345-10AB**

Fiber Distributor

Width=400mm

Height=500mm

Depth=100mm

Product type

## Dimension Table:

	100	150	200
Total Depth(mm)	100	150	200
Total Width (mm)	400	400	400
Total Height (mm)	273	273	273
Model No.	CLM- 23345-10AB <input type="checkbox"/>	23345-15AB <input type="checkbox"/>	23345-20AB <input type="checkbox"/>
Height Installation	10"	10"	10"
Depth Installation(U)	2U	3U	4U
Shipping Dimension			
G.W.			
Standard Accessories			
Washer self-tapping screws	4	4	4
Cage Nut (M6)	4	4	4
Optional Accessories			
The Cable Entry Panels			188
Patch Panels			191~192
Cable Shunting Rings & Winding Tubes			190
Cable Glands			189

Color choose : Fill number 5, 1 in the

5 - RAL7035

1 - RAL9011

# CLM-233xx-xxAC Fiber Distributor

19" Height for fiber-optical network

**CLM-233xx-xxAC**

CLM-233XX SERIES DISTRIBUTOR



**23355-10AC**

Fiber Distributor

Width=500mm

Height=400mm

Product type

Depth=100mm



## Dimension Table:

Total Height(mm)	400	500	600	700	800	900
Total Width (mm)	500	500	500	500	500	500
D=100mm	CLM- 23354-10AC <input type="checkbox"/>	23355-10AC <input type="checkbox"/>	23356-10AC <input type="checkbox"/>	23357-10AC <input type="checkbox"/>	23358-10AC <input type="checkbox"/>	23359-10AC <input type="checkbox"/>
D=150mm	CLM- 23354-15AC <input type="checkbox"/>	23355-15AC <input type="checkbox"/>	23356-15AC <input type="checkbox"/>	23357-15AC <input type="checkbox"/>	23358-15AC <input type="checkbox"/>	23359-15AC <input type="checkbox"/>
D=200mm	CLM- 23354-20AC <input type="checkbox"/>	23355-20AC <input type="checkbox"/>	23356-20AC <input type="checkbox"/>	23357-20AC <input type="checkbox"/>	23358-20AC <input type="checkbox"/>	23359-20AC <input type="checkbox"/>

Shipping Dimension

G.W.

Optional Accessories

The Cable Entry Panels	189
Cable Shunting Rings & Winding Tubes	190
Cable Glands	189
Divided Plate	190
Cable Clamp	190

Color choose : Fill number 5, 1 in the


5 - RAL7035

1 - RAL9011

# Cable Entry Variants

For 233xx-xx

## Flat Entry Panel (612798-00)



CLM Part No.	For Model No.	Cable Gland No.	Cable Num.	Pack No.
612798-00	CLM-233xx AA/AB	No	No	4

Color choose : Fill number 5, 1 in the

5 - RAL7035

1 - RAL9011



## Vented Entry Panel with M12 (612798-1205)



CLM Part No.	For Model No.	Cable Gland No.	Cable Num.	Pack No.
612798-1205	CLM-233xx AA/AB	CLM-512069-12	5	4

Color choose : Fill number 5, 1 in the

5 - RAL7035

1 - RAL9011



## Vented Entry Panel with M16 (612798-1603)



CLM Part No.	For Model No.	Cable Gland No.	Cable Num.	Pack No.
612798-1603	CLM-233xx AA/AB	CLM-512069-16	3	4

Color choose : Fill number 5, 1 in the

5 - RAL7035

1 - RAL9011



## Vented Entry Panel with M20 (612798-2002)



CLM Part No.	For Model No.	Cable Gland No.	Cable Num.	Pack No.
612798-2002	CLM-233xx AA/AB	CLM-512069-20	2	4

Color choose : Fill number 5, 1 in the

5 - RAL7035

1 - RAL9011




CLM-233XX SERIES DISTRIBUTOR

# Cable Entry Variants

For 233xx-xx

## Vented Entry Panel with M25 (612798-2502)



CLM Part No.	For Model No.	Cable Gland No.	Cable Num.	Pack No.
612798-2002	CLM-233xx AA/AB	CLM-512069-20	2	4

Color choose : Fill number 5, 1 in the

5 - RAL7035

1 - RAL9011



## Vented Entry Panel with M25 (612799-00)



CLM Part No.	For Model No.	Cable Gland No.	Cable Num.	Pack No.
612799-00	CLM-233xx AC	CLM-512069-XX	17	2

CLM Part No.	Dimension	Cable Size	Number
512069-12	12 MM	8.3 MM	6
512069-16	16 MM	10.9 MM	6
512069-20	20 MM	15 MM	3
512069-25	25 MM	18.6 MM	2

Color choose : Fill number 5, 1 in the

5 - RAL7035

1 - RAL9011



## Cable Gland (512069-xx)



CLM Part No.	Dimension	Cable Size	For Model No.
512069-12	12 MM	8.3 MM	CLM-612798-1205
512069-16	16 MM	10.9 MM	CLM-612798-1603
512069-20	20 MM	15 MM	CLM-612798-2002
512069-25	25 MM	18.6 MM	CLM-612798-2502
512069-32	32 MM	26 MM	
512069-40	40 MM	33.7 MM	
512069-50	50 MM	41.9 MM	
512069-61	61 MM	55 MM	
512069-63	63 MM	56.6 MM	

## Wiring Fiber Tube



CLM Part No.	Depth	For Model No.	Pack No.
882547-25	25 mm	CLM-233xx	4
882547-50	50 mm	CLM-233xx	4
882547-75	75 mm	CLM-233xx	4
882547-100	100 mm	CLM-233xx	4

# Optional Accessories

For 233xx-xx

## Divided Plate (882546)



CLM Part No.	For Model No.	Panel No.	Mounting 1 No.	Mounting 2
882546-xx	CLM-233xx AC	CLM-612794-xx	CLM-612795-00	CLM-612797-00
		1	2	4

Color choose : Fill number 5, 1 in the

5 - RAL7035

1 - RAL9011

Step 1



CLM-612797



Step 2



CLM-612795



Step 3



CLM-612794




Step 4



CLM-662043-05

## Cable Clamp (612796-00)



CLM Part No.	For Model No.	Pack No.
612796-00	CLM-233xx AC	2

Color choose : Fill number 5, 1 in the

5 - RAL7035

1 - RAL9011



CLM-662043-05

## Cable Shunting Rings



CLM Part No.	Dimension	Pack No.
	H X W X D mm	
612199-26	60 X 24 X 11.3	20
612199-45	50 X 40 X 11.3	20
612199-46	60 X 40 X 11.3	20
612199-48	80 X 40 X 11.3	20
612199-68	80 X 60 X 11.3	20

other version available as request

This cable shunting ring has a sort of kind size for a flexible cable shunting strips.

may be routed on the mounting angles at any side of using cable tie in line with a system equipment.

According to the cable size and volume to do a selection in shunting ring.

There are some of items for routing different cable

**Material:** Sheet Steel

**Supply Includes:** Assembly parts

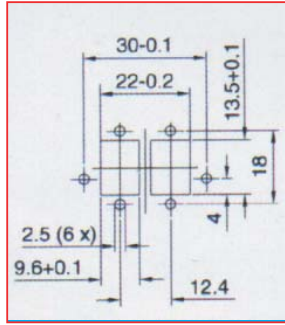

**Finished :** Zinc-Plated



# Patch Panels

For 233xx-xx

## To accommodate E-2000, E-2000 duplex or SC fibre-optic couplings



With accommodation facility for rail spacing brackets.

Material : sheet steel

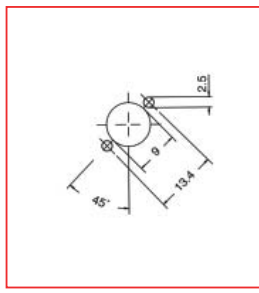
Color : RAL7035 / RAL9011

CLM Part No.	U	Fiber No.	Numbers of Pole single/duplex	Pack No.
612283-10	1	512072-00	16/8	1
612283-12	1	512072-00	20/10	1
612283-20	2	512072-00	24/42	1
612283-22	2	512072-00	32/16	1
612283-24	2	512072-00	40/20	1

Other version available as request.



## To accommodate FC-PC fibre-optic couplings



With accommodation facility for rail spacing brackets.

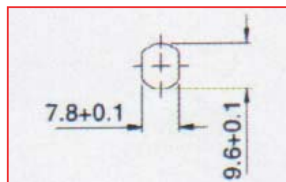

Material : sheet steel

Color : RAL7035 / RAL9011

CLM Part No.	U	Fiber No.	Numbers of Pole	Pack No.
612271-10	1	512073-00	16	1
612271-20	2	512073-00	24	1
612271-22	2	512073-00	32	1



## To accommodate ST fibre-optic couplings



With accommodation facility for rail spacing brackets.

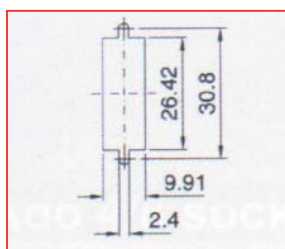
Material : sheet steel

Color : RAL7035 / RAL9011

CLM Part No.	U	Fiber No.	Numbers of Pole	Pack No.
612285-10	1	512074-00	16	1
612285-20	2	512074-00	24	1
612285-22	2	512074-00	32	1

Other version available as request.

## To accommodate SC duplex fibre-optic couplings



With accommodation facility for rail spacing brackets.

Material : sheet steel

Color : RAL7035 / RAL9011

CLM Part No.	U	Fiber No.	Numbers of Pole	Pack No.
612284-10	1	512071-00	12	1
612284-20	2	512071-00	24	1

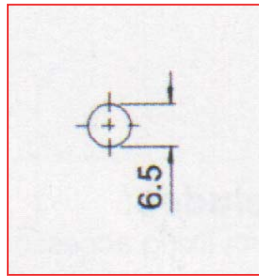

Other version available as request.



# Patch Panels

For 233xx-xx

## To accommodate DIN 47 256 fibre-optic couplings



With accommodation facility for rail spacing brackets.

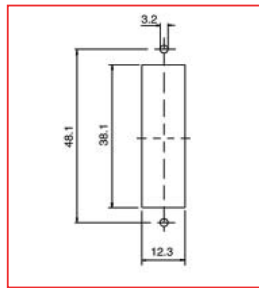

**Material :** sheet steel

**Color :** RAL7035 / RAL9011

CLM Part No.	U	Numbers of Pole	Pack No.
612270-10	1	16	1
612270-20	2	24	1
612270-22	2	32	1

Other version available as request.

## To accommodate FDDI fibre-optic couplings



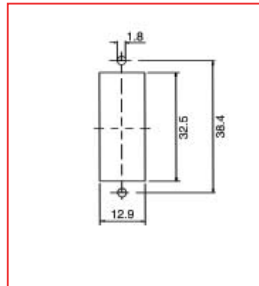

With accommodation facility for rail spacing brackets.

**Material :** sheet steel

**Color :** RAL7035 / RAL9011

CLM Part No.	U	Numbers of Pole	Pack No.
612272-20	2	12	1

## To accommodate ST duplex fibre-optic couplings



With accommodation facility for rail spacing brackets.

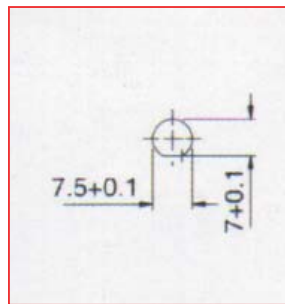

The rectangular cutout means that components with data jacks can also be accommodated.

**Material :** sheet steel

**Color :** RAL7035 / RAL9011

CLM Part No.	U	Numbers of Pole	Pack No.
612273-20	2	12	1

## To accommodate F-SMA 7.5mm fiber-optic couplings



To accommodate F-SMA 7.5 mm fibre-optic couplings.

With accommodation facility for rail spacing brackets.

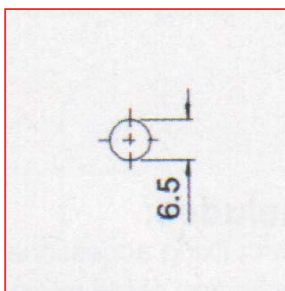

**Material :** sheet steel

**Color :** RAL7035 / RAL9011

CLM Part No.	U	Numbers of Pole	Pack No.
612281-10	1	16	1
612281-20	2	24	1
612281-22	2	32	1

Other version available as request.

## To accommodate F-SMA 6.5mm fibre-optic couplings



To accommodate F-SMA 6.5 mm fibre-optic couplings.

With accommodation facility for rail spacing brackets.

**Material :** sheet steel

**Color :** RAL7035 / RAL9011

CLM Part No.	U	Numbers of Pole	Pack No.
612282-10	1	16	1
612282-20	2	24	1
612282-22	2	32	1

Other version available as request.